

(1) Evaluation Result when Considering Links ('Survey'-type Evaluation)

| Summary Statistics | |
|---|--------------------|
| Run ID | GRACE-ds-02 |
| Subtask | Subtask A (survey) |
| Relevant Level | Level1 (S or A) |
| Query Method | automatic |
| Topic Part | DISC only |
| Contents/Links Used | contents only |
| Number of Topics | 35 |
| Total number of documents over all topics | |
| Retrieved: | 34997 |
| Relevant: | 3893 |
| Rel-ret: | 2308 |

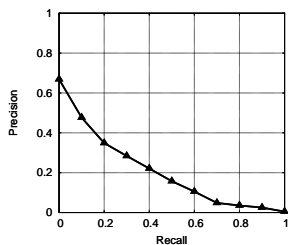
| Summary Statistics | |
|---|--------------------|
| Run ID | GRACE-ds-02 |
| Subtask | Subtask A (survey) |
| Relevant Level | Level2 (S, A or B) |
| Query Method | automatic |
| Topic Part | DISC only |
| Contents/Links Used | contents only |
| Number of Topics | 35 |
| Total number of documents over all topics | |
| Retrieved: | 34997 |
| Relevant: | 5687 |
| Rel-ret: | 3205 |

| Recall Level Precision Averages | |
|---|-----------|
| Recall | Precision |
| 0.00 | 0.6688 |
| 0.10 | 0.4766 |
| 0.20 | 0.3488 |
| 0.30 | 0.2837 |
| 0.40 | 0.2210 |
| 0.50 | 0.1572 |
| 0.60 | 0.1052 |
| 0.70 | 0.0482 |
| 0.80 | 0.0352 |
| 0.90 | 0.0249 |
| 1.00 | 0.0045 |
| Average precision over all relevant documents | |
| non-interpolated | 0.1948 |

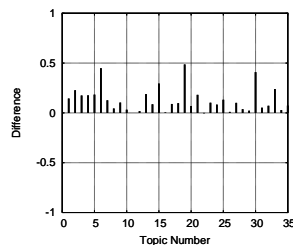
| Document Level Averages | |
|--|-----------|
| | Precision |
| At 5 docs | 0.4343 |
| At 10 docs | 0.4114 |
| At 15 docs | 0.3657 |
| At 20 docs | 0.3543 |
| At 30 docs | 0.3171 |
| At 100 docs | 0.2317 |
| At 200 docs | 0.1711 |
| At 500 docs | 0.1061 |
| At 1000 docs | 0.0659 |
| R-Precision (precision after R docs retrieved (where R is the number of relevant documents)) | |
| Exact | 0.2426 |

| Recall Level Precision Averages | |
|---|-----------|
| Recall | Precision |
| 0.00 | 0.7420 |
| 0.10 | 0.5469 |
| 0.20 | 0.3888 |
| 0.30 | 0.3184 |
| 0.40 | 0.2338 |
| 0.50 | 0.1594 |
| 0.60 | 0.0935 |
| 0.70 | 0.0622 |
| 0.80 | 0.0433 |
| 0.90 | 0.0222 |
| 1.00 | 0.0040 |
| Average precision over all relevant documents | |
| non-interpolated | 0.2158 |

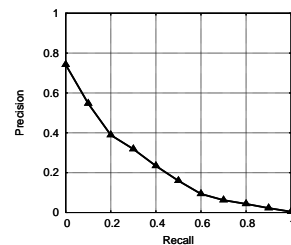
| Document Level Averages | |
|--|-----------|
| | Precision |
| At 5 docs | 0.5257 |
| At 10 docs | 0.5057 |
| At 15 docs | 0.4629 |
| At 20 docs | 0.4500 |
| At 30 docs | 0.4124 |
| At 100 docs | 0.3046 |
| At 200 docs | 0.2383 |
| At 500 docs | 0.1470 |
| At 1000 docs | 0.0916 |
| R-Precision (precision after R docs retrieved (where R is the number of relevant documents)) | |
| Exact | 0.2784 |



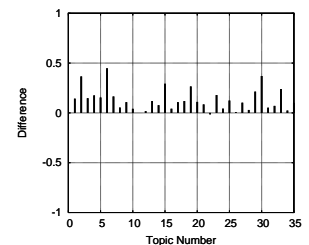
Recall-Precision Curve



Difference from Median in Average Precision per Topic (over 16 'automatic' and 'DISC only' runs)*

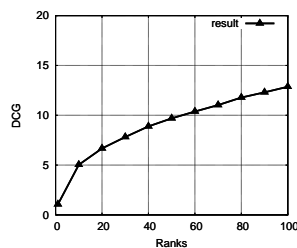


Recall-Precision Curve



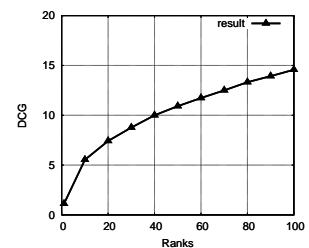
Difference from Median in Average Precision per Topic (over 16 'automatic' and 'DISC only' runs)*

| Discounted (\log_2) Cumulative Gain Averages ($G_S = 3, G_A = 2, G_B = 1$) | |
|--|---------|
| | DCG |
| At 1 doc | 1.0571 |
| At 10 docs | 5.0327 |
| At 20 docs | 6.6718 |
| At 30 docs | 7.8157 |
| At 40 docs | 8.8842 |
| At 50 docs | 9.6877 |
| At 60 docs | 10.3742 |
| At 70 docs | 11.0230 |
| At 80 docs | 11.7791 |
| At 90 docs | 12.3001 |
| At 100 docs | 12.8608 |
| At 200 docs | 16.1699 |
| At 500 docs | 21.0759 |
| At 1000 docs | 24.0043 |



Discounted Cumulative Gain Curve ($G_S = 3, G_A = 2, G_B = 0$)

| Discounted (\log_2) Cumulative Gain Averages ($G_S = 3, G_A = 2, G_B = 0$) | |
|--|---------|
| | DCG |
| At 1 doc | 1.1143 |
| At 10 docs | 5.5309 |
| At 20 docs | 7.4189 |
| At 30 docs | 8.7665 |
| At 40 docs | 9.9966 |
| At 50 docs | 10.9144 |
| At 60 docs | 11.7286 |
| At 70 docs | 12.5006 |
| At 80 docs | 13.3209 |
| At 90 docs | 13.9263 |
| At 100 docs | 14.5695 |
| At 200 docs | 18.7396 |
| At 500 docs | 24.4968 |
| At 1000 docs | 27.9739 |



Discounted Cumulative Gain Curve ($G_S = 3, G_A = 2, G_B = 1$)

* Topic Numbers: (1,2,3,4, 5, 6, 7, 8, 9,10,11,12,13,14,15,16,17,18,19,20,21,22,23,24,25,26,27,28,29,30,31,32,33,34,35)
 Topic IDs: (1,3,4,6,19,21,22,23,28,29,34,44,45,55,58,61,62,63,65,68,70,71,73,74,76,80,82,84,86,88,91,95,97,98,99)

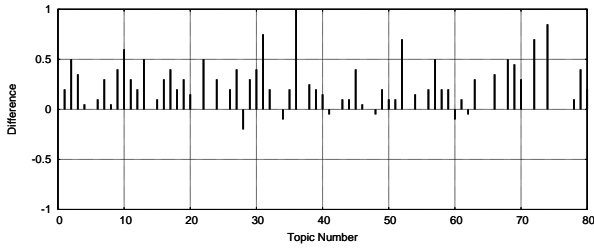
(2) Evaluation Result when Considering Links ('Target'-type Evaluation)

| Summary Statistics | |
|---------------------|--------------------|
| Run ID | GRACE-ds-02 |
| Subtask | Subtask A (target) |
| Relevant Level | Level1 (S or A) |
| Query Method | automatic |
| Topic Part | DISC only |
| Contents/Links Used | contents only |
| Number of Topics | 80 |

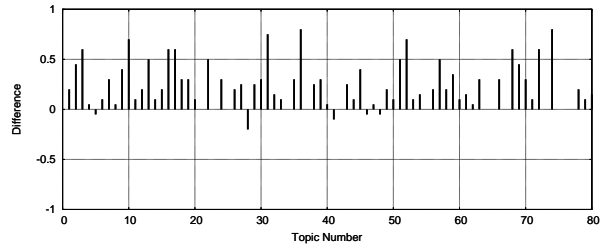
| Summary Statistics | |
|---------------------|--------------------|
| Run ID | GRACE-ds-02 |
| Subtask | Subtask A (target) |
| Relevant Level | Level2 (S, A or B) |
| Query Method | automatic |
| Topic Part | DISC only |
| Contents/Links Used | contents only |
| Number of Topics | 80 |

| Document Level Precision Averages, Mean Reciprocal Rank (MRR), and the Number (#) and Percentage (%) of Topics for which No Relevant Document (Level1) were Retrieved | | | | |
|---|-----------|--------|----|--------|
| | Precision | MRR | # | % |
| At 5 docs | 0.4475 | 0.5673 | 22 | 0.2750 |
| At 10 docs | 0.4163 | 0.5833 | 12 | 0.1500 |
| At 15 docs | 0.3792 | 0.5833 | 12 | 0.1500 |
| At 20 docs | 0.3600 | 0.5854 | 9 | 0.1125 |

| Document Level Precision Averages, Mean Reciprocal Rank (MRR), and the Number (#) and Percentage (%) of Topics for which No Relevant Document (Level2) were Retrieved | | | | |
|---|-----------|--------|----|--------|
| | Precision | MRR | # | % |
| At 5 docs | 0.5275 | 0.6350 | 14 | 0.1750 |
| At 10 docs | 0.5013 | 0.6452 | 8 | 0.1000 |
| At 15 docs | 0.4667 | 0.6452 | 8 | 0.1000 |
| At 20 docs | 0.4444 | 0.6473 | 5 | 0.0625 |

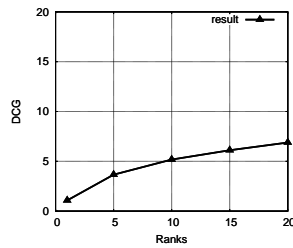


Difference from Median in Precision at Top-ranked 10 Documents per Topic (over 16 'automatic' and 'DISC only' runs)*



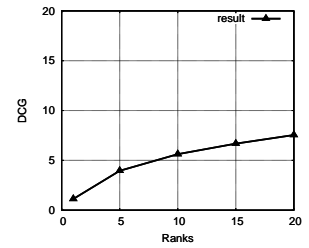
Difference from Median in Precision at Top-ranked 10 Documents per Topic (over 16 'automatic' and 'DISC only' runs)*

| Discounted (\log_2) Cummulative Gain Averages ($G_S = 3, G_A = 2, G_B = 0$) | |
|---|--------|
| | DCG |
| At 1 doc | 1.0750 |
| At 5 doc | 3.6579 |
| At 10 docs | 5.1761 |
| At 15 docs | 6.1096 |
| At 20 docs | 6.8847 |



Discounted Cummulative Gain Curve
($G_S = 3, G_A = 2, G_B = 0$)

| Discounted (\log_2) Cummulative Gain Averages ($G_S = 3, G_A = 2, G_B = 1$) | |
|---|--------|
| | DCG |
| At 1 doc | 1.1250 |
| At 5 doc | 3.9516 |
| At 10 docs | 5.6200 |
| At 15 docs | 6.6786 |
| At 20 docs | 7.5436 |



Discounted Cummulative Gain Curve
($G_S = 3, G_A = 2, G_B = 1$)

* Topic Numbers: (1, 2, 3, 4, 5, 6, 7, 8, 9, 10, 11, 12, 13, 14, 15, 16, 17, 18, 19, 20, 21, 22, 23, 24, 25, 26, 27, 28, 29, 30, 31, 32, 33, 34, 35, 36, 37, 38, 39, 40, 41, 42, 43, 44, 45, 46, 47, 48, 49, 50, 51, 52, 53, 54, 55, 56, 57, 58, 59, 60, 61, 62, 63, 64, 65, 66, 67, 68, 69, 70, 71, 72, 73, 74, 75, 76, 77, 78, 79, 80)
Topic IDs: (1, 2, 3, 4, 5, 6, 7, 9, 11, 14, 15, 19, 21, 22, 23, 24, 25, 26, 28, 29, 30, 31, 34, 38, 43, 44, 45, 46, 55, 57, 58, 60, 61, 62, 63, 65, 66, 67, 68, 70, 71, 72, 73, 74, 76, 77, 78, 79, 80)