

(1) Evaluation Result when Considering Links ('Survey'-type Evaluation)

| Summary Statistics | |
|---|--------------------|
| Run ID | GRACE-tt-02 |
| Subtask | Subtask A (survey) |
| Relevant Level | Level1 (S or A) |
| Query Method | automatic |
| Topic Part | TITLE only |
| Contents/Links Used | contents only |
| Number of Topics | 35 |
| Total number of documents over all topics | |
| Retrieved: | 34994 |
| Relevant: | 3893 |
| Rel-ret: | 2452 |

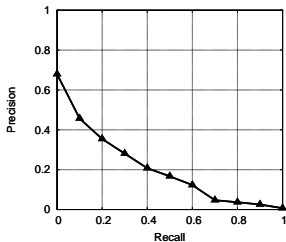
| Summary Statistics | |
|---|--------------------|
| Run ID | GRACE-tt-02 |
| Subtask | Subtask A (survey) |
| Relevant Level | Level2 (S, A or B) |
| Query Method | automatic |
| Topic Part | TITLE only |
| Contents/Links Used | contents only |
| Number of Topics | 35 |
| Total number of documents over all topics | |
| Retrieved: | 34994 |
| Relevant: | 5687 |
| Rel-ret: | 3304 |

| Recall Level Precision Averages | |
|---|-----------|
| Recall | Precision |
| 0.00 | 0.6794 |
| 0.10 | 0.4567 |
| 0.20 | 0.3540 |
| 0.30 | 0.2809 |
| 0.40 | 0.2075 |
| 0.50 | 0.1668 |
| 0.60 | 0.1227 |
| 0.70 | 0.0467 |
| 0.80 | 0.0367 |
| 0.90 | 0.0252 |
| 1.00 | 0.0066 |
| Average precision over all relevant documents | |
| non-interpolated | 0.1985 |

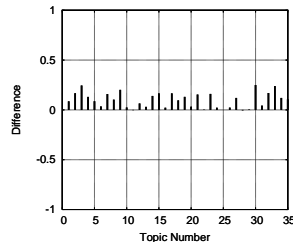
| Document Level Averages | |
|--|-----------|
| | Precision |
| At 5 docs | 0.4571 |
| At 10 docs | 0.4171 |
| At 15 docs | 0.3733 |
| At 20 docs | 0.3414 |
| At 30 docs | 0.3029 |
| At 100 docs | 0.2217 |
| At 200 docs | 0.1724 |
| At 500 docs | 0.1079 |
| At 1000 docs | 0.0701 |
| R-Precision (precision after R docs retrieved (where R is the number of relevant documents)) | |
| Exact | 0.2376 |

| Recall Level Precision Averages | |
|---|-----------|
| Recall | Precision |
| 0.00 | 0.7313 |
| 0.10 | 0.5017 |
| 0.20 | 0.3958 |
| 0.30 | 0.3005 |
| 0.40 | 0.2302 |
| 0.50 | 0.1865 |
| 0.60 | 0.1353 |
| 0.70 | 0.0629 |
| 0.80 | 0.0467 |
| 0.90 | 0.0260 |
| 1.00 | 0.0046 |
| Average precision over all relevant documents | |
| non-interpolated | 0.2164 |

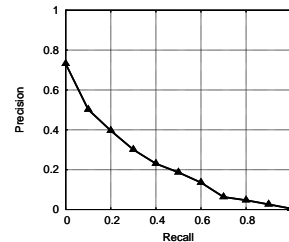
| Document Level Averages | |
|--|-----------|
| | Precision |
| At 5 docs | 0.5314 |
| At 10 docs | 0.4943 |
| At 15 docs | 0.4571 |
| At 20 docs | 0.4257 |
| At 30 docs | 0.3857 |
| At 100 docs | 0.2977 |
| At 200 docs | 0.2349 |
| At 500 docs | 0.1466 |
| At 1000 docs | 0.0944 |
| R-Precision (precision after R docs retrieved (where R is the number of relevant documents)) | |
| Exact | 0.2787 |



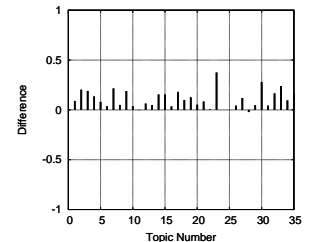
Recall-Precision Curve



Difference from Median in Average Precision per Topic (over 23 'automatic' and 'TITLE only' runs)*

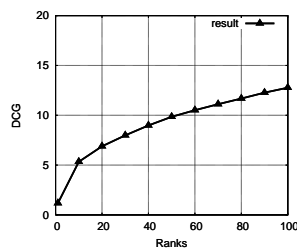


Recall-Precision Curve



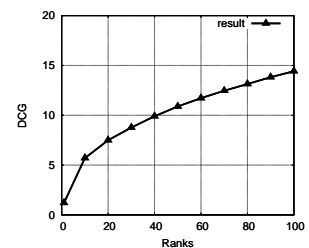
Difference from Median in Average Precision per Topic (over 23 'automatic' and 'TITLE only' runs)*

| Discounted (\log_2) Cumulative Gain Averages ($G_S = 3, G_A = 2, G_B = 1$) | |
|--|---------|
| | DCG |
| At 1 doc | 1.1714 |
| At 10 docs | 5.3326 |
| At 20 docs | 6.8842 |
| At 30 docs | 7.9833 |
| At 40 docs | 8.9777 |
| At 50 docs | 9.8468 |
| At 60 docs | 10.5068 |
| At 70 docs | 11.1083 |
| At 80 docs | 11.6759 |
| At 90 docs | 12.2677 |
| At 100 docs | 12.7676 |
| At 200 docs | 16.4225 |
| At 500 docs | 21.4014 |
| At 1000 docs | 25.0382 |



Discounted Cumulative Gain Curve ($G_S = 3, G_A = 2, G_B = 0$)

| Discounted (\log_2) Cumulative Gain Averages ($G_S = 3, G_A = 2, G_B = 0$) | |
|--|---------|
| | DCG |
| At 1 doc | 1.2000 |
| At 10 docs | 5.7048 |
| At 20 docs | 7.4937 |
| At 30 docs | 8.7667 |
| At 40 docs | 9.9001 |
| At 50 docs | 10.8838 |
| At 60 docs | 11.7166 |
| At 70 docs | 12.4602 |
| At 80 docs | 13.1332 |
| At 90 docs | 13.8185 |
| At 100 docs | 14.4183 |
| At 200 docs | 18.7576 |
| At 500 docs | 24.5685 |
| At 1000 docs | 28.7361 |



Discounted Cumulative Gain Curve ($G_S = 3, G_A = 2, G_B = 1$)

* Topic Numbers: (1,2,3,4, 5, 6, 7, 8, 9,10,11,12,13,14,15,16,17,18,19,20,21,22,23,24,25,26,27,28,29,30,31,32,33,34,35)
Topic IDs: (1,3,4,6,19,21,22,23,28,29,34,44,45,55,58,61,62,63,65,68,70,71,73,74,76,80,82,84,86,88,91,95,97,98,99)

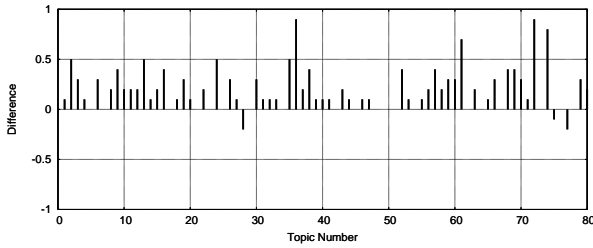
(2) Evaluation Result when Considering Links ('Target'-type Evaluation)

| Summary Statistics | |
|---------------------|--------------------|
| Run ID | GRACE-tt-02 |
| Subtask | Subtask A (target) |
| Relevant Level | Level1 (S or A) |
| Query Method | automatic |
| Topic Part | TITLE only |
| Contents/Links Used | contents only |
| Number of Topics | 80 |

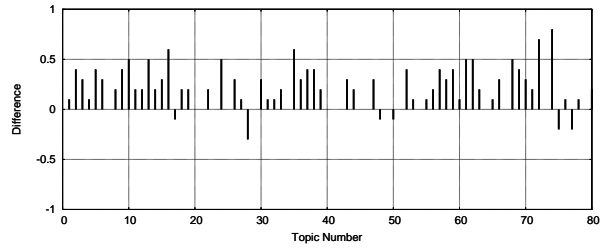
| Summary Statistics | |
|---------------------|--------------------|
| Run ID | GRACE-tt-02 |
| Subtask | Subtask A (target) |
| Relevant Level | Level2 (S, A or B) |
| Query Method | automatic |
| Topic Part | TITLE only |
| Contents/Links Used | contents only |
| Number of Topics | 80 |

| Document Level Precision Averages, Mean Reciprocal Rank (MRR), and the Number (#) and Percentage (%) of Topics for which No Relevant Document (Level1) were Retrieved | | | | |
|---|-----------|--------|----|--------|
| | Precision | MRR | # | % |
| At 5 docs | 0.4450 | 0.5773 | 23 | 0.2875 |
| At 10 docs | 0.4175 | 0.5975 | 11 | 0.1375 |
| At 15 docs | 0.3842 | 0.5996 | 9 | 0.1125 |
| At 20 docs | 0.3613 | 0.6004 | 8 | 0.1000 |

| Document Level Precision Averages, Mean Reciprocal Rank (MRR), and the Number (#) and Percentage (%) of Topics for which No Relevant Document (Level2) were Retrieved | | | | |
|---|-----------|--------|----|--------|
| | Precision | MRR | # | % |
| At 5 docs | 0.5325 | 0.6404 | 18 | 0.2250 |
| At 10 docs | 0.5038 | 0.6586 | 8 | 0.1000 |
| At 15 docs | 0.4717 | 0.6607 | 6 | 0.0750 |
| At 20 docs | 0.4444 | 0.6607 | 6 | 0.0750 |

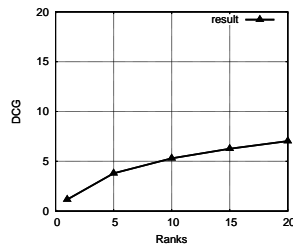


Difference from Median in Precision at Top-ranked 10 Documents per Topic (over 23 'automatic' and 'TITLE only' runs)*



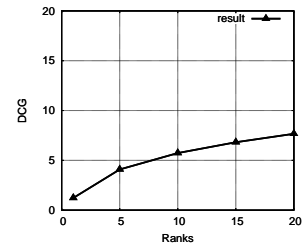
Difference from Median in Precision at Top-ranked 10 Documents per Topic (over 23 'automatic' and 'TITLE only' runs)*

| Discounted (\log_2) Cummulative Gain Averages ($G_S = 3, G_A = 2, G_B = 0$) | |
|---|--------|
| | DCG |
| At 1 doc | 1.1625 |
| At 5 doc | 3.7962 |
| At 10 docs | 5.2983 |
| At 15 docs | 6.2623 |
| At 20 docs | 7.0259 |



Discounted Cummulative
Gain Curve
($G_S = 3, G_A = 2, G_B = 0$)

| Discounted (\log_2) Cummulative Gain Averages ($G_S = 3, G_A = 2, G_B = 1$) | |
|---|--------|
| | DCG |
| At 1 doc | 1.2250 |
| At 5 doc | 4.0854 |
| At 10 docs | 5.7306 |
| At 15 docs | 6.8186 |
| At 20 docs | 7.6662 |



Discounted Cummulative
Gain Curve
($G_S = 3, G_A = 2, G_B = 1$)

* Topic Numbers: (1, 2, 3, 4, 5, 6, 7, 8, 9, 10, 11, 12, 13, 14, 15, 16, 17, 18, 19, 20, 21, 22, 23, 24, 25, 26, 27, 28, 29, 30, 31, 32, 33, 34, 35, 36, 37, 38, 39, 40, 41, 42, 43, 44, 45, 46, 47, 48, 49, 50, 51, 52, 53, 54, 55, 56, 57, 58, 59, 60, 61, 62, 63, 64, 65, 66, 67, 68, 69, 70, 71, 72, 73, 74, 75, 76, 77, 78, 79, 80)
Topic IDs: (1, 2, 3, 4, 5, 6, 7, 9, 11, 14, 15, 19, 21, 22, 23, 24, 25, 26, 28, 29, 30, 31, 34, 38, 43, 44, 45, 46, 55, 57, 58, 60, 61, 62, 63, 65, 66, 67, 68, 70, 71, 72, 73, 74, 76, 77, 78, 79, 80)