

(1) Evaluation Result when Considering Links ('Survey'-type Evaluation)

| Summary Statistics                        |                    |
|---|--------------------|
| Run ID                                    | ORGMEM-tt-04       |
| Subtask                                   | Subtask A (survey) |
| Relevant Level                            | Level1 (S or A)    |
| Query Method                              | automatic          |
| Topic Part                                | TITLE only         |
| Contents/Links Used                       | contents only      |
| Number of Topics                          | 35                 |
| Total number of documents over all topics |                    |
| Retrieved:                                | 34493              |
| Relevant:                                 | 3893               |
| Rel-ret:                                  | 1363               |

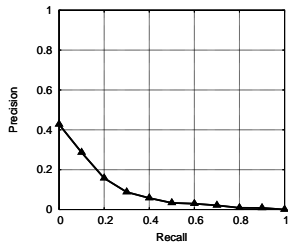
| Summary Statistics                        |                    |
|---|--------------------|
| Run ID                                    | ORGMEM-tt-04       |
| Subtask                                   | Subtask A (survey) |
| Relevant Level                            | Level2 (S, A or B) |
| Query Method                              | automatic          |
| Topic Part                                | TITLE only         |
| Contents/Links Used                       | contents only      |
| Number of Topics                          | 35                 |
| Total number of documents over all topics |                    |
| Retrieved:                                | 34493              |
| Relevant:                                 | 5687               |
| Rel-ret:                                  | 1807               |

| Recall Level Precision Averages               |           |
|---|-----------|
| Recall  | Precision |
| 0.00  | 0.4274    |
| 0.10  | 0.2863    |
| 0.20  | 0.1572    |
| 0.30  | 0.0876    |
| 0.40  | 0.0576    |
| 0.50  | 0.0333    |
| 0.60  | 0.0292    |
| 0.70  | 0.0209    |
| 0.80  | 0.0086    |
| 0.90  | 0.0080    |
| 1.00  | 0         |
| Average precision over all relevant documents |           |
| non-interpolated                              | 0.0860    |

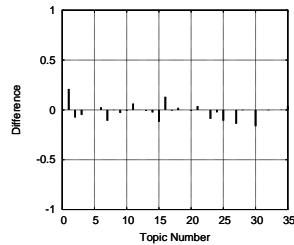
| Document Level Averages  |           |
|--|-----------|
|  | Precision |
| At 5 docs  | 0.2686    |
| At 10 docs   | 0.2600    |
| At 15 docs   | 0.2533    |
| At 20 docs   | 0.2471    |
| At 30 docs   | 0.2219    |
| At 100 docs  | 0.1503    |
| At 200 docs  | 0.1053    |
| At 500 docs  | 0.0631    |
| At 1000 docs   | 0.0389    |
| R-Precision (precision after R docs retrieved (where R is the number of relevant documents)) |           |
| Exact  | 0.1247    |

| Recall Level Precision Averages               |           |
|---|-----------|
| Recall  | Precision |
| 0.00  | 0.5432    |
| 0.10  | 0.2840    |
| 0.20  | 0.1610    |
| 0.30  | 0.1089    |
| 0.40  | 0.0706    |
| 0.50  | 0.0394    |
| 0.60  | 0.0320    |
| 0.70  | 0.0126    |
| 0.80  | 0.0096    |
| 0.90  | 0.0078    |
| 1.00  | 0         |
| Average precision over all relevant documents |           |
| non-interpolated                              | 0.0905    |

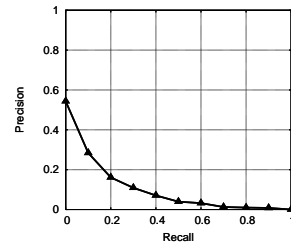
| Document Level Averages  |           |
|--|-----------|
|  | Precision |
| At 5 docs  | 0.3486    |
| At 10 docs   | 0.3371    |
| At 15 docs   | 0.3276    |
| At 20 docs   | 0.3143    |
| At 30 docs   | 0.2886    |
| At 100 docs  | 0.1931    |
| At 200 docs  | 0.1363    |
| At 500 docs  | 0.0824    |
| At 1000 docs   | 0.0516    |
| R-Precision (precision after R docs retrieved (where R is the number of relevant documents)) |           |
| Exact  | 0.1462    |



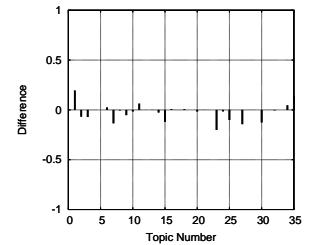
Recall-Precision Curve



Difference from Median in Average Precision per Topic (over 23 'automatic' and 'TITLE only' runs)\*

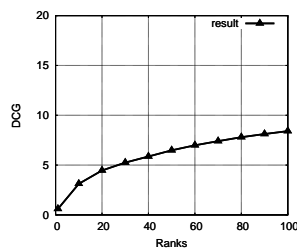


Recall-Precision Curve



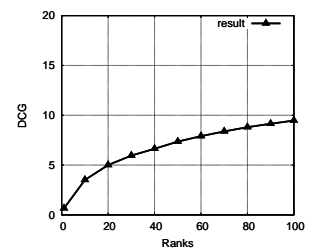
Difference from Median in Average Precision per Topic (over 23 'automatic' and 'TITLE only' runs)\*

| Discounted ( $\log_2$ ) Cumulative Gain Averages ( $G_S = 3, G_A = 2, G_B = 1$ ) |         |
|--|---------|
|  | DCG     |
| At 1 doc   | 0.6000  |
| At 10 docs   | 3.1185  |
| At 20 docs   | 4.4580  |
| At 30 docs   | 5.2471  |
| At 40 docs   | 5.8622  |
| At 50 docs   | 6.4797  |
| At 60 docs   | 6.9839  |
| At 70 docs   | 7.4004  |
| At 80 docs   | 7.7987  |
| At 90 docs   | 8.1151  |
| At 100 docs  | 8.4063  |
| At 200 docs  | 10.4106 |
| At 500 docs  | 13.0986 |
| At 1000 docs   | 14.7732 |



Discounted Cumulative Gain Curve ( $G_S = 3, G_A = 2, G_B = 0$ )

| Discounted ( $\log_2$ ) Cumulative Gain Averages ( $G_S = 3, G_A = 2, G_B = 0$ ) |         |
|--|---------|
|  | DCG     |
| At 1 doc   | 0.6571  |
| At 10 docs   | 3.5089  |
| At 20 docs   | 5.0049  |
| At 30 docs   | 5.9520  |
| At 40 docs   | 6.6340  |
| At 50 docs   | 7.3555  |
| At 60 docs   | 7.9038  |
| At 70 docs   | 8.3771  |
| At 80 docs   | 8.8028  |
| At 90 docs   | 9.1457  |
| At 100 docs  | 9.4716  |
| At 200 docs  | 11.7660 |
| At 500 docs  | 14.8600 |
| At 1000 docs   | 16.8609 |



Discounted Cumulative Gain Curve ( $G_S = 3, G_A = 2, G_B = 1$ )

\* Topic Numbers: ( 1,2,3,4, 5, 6, 7, 8, 9,10,11,12,13,14,15,16,17,18,19,20,21,22,23,24,25,26,27,28,29,30,31,32,33,34,35 )  
 Topic IDs: ( 1,3,4,6,19,21,22,23,28,29,34,44,45,55,58,61,62,63,65,68,70,71,73,74,76,80,82,84,86,88,91,95,97,98,99 )

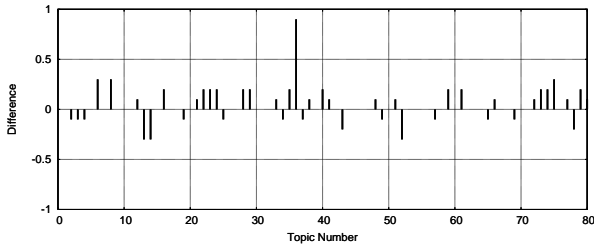
(2) Evaluation Result when Considering Links ('Target'-type Evaluation)

| Summary Statistics  |                    |
|---------------------|--------------------|
| Run ID              | ORGREF-tt-04       |
| Subtask             | Subtask A (target) |
| Relevant Level      | Level1 (S or A)    |
| Query Method        | automatic          |
| Topic Part          | TITLE only         |
| Contents/Links Used | contents only      |
| Number of Topics    | 80                 |

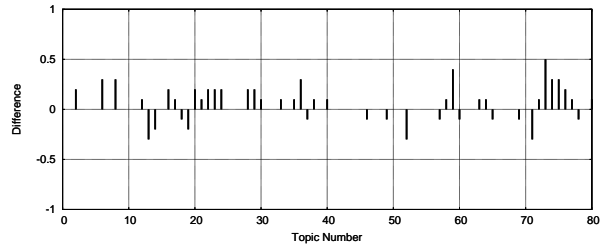
| Summary Statistics  |                    |
|---------------------|--------------------|
| Run ID              | ORGREF-tt-04       |
| Subtask             | Subtask A (target) |
| Relevant Level      | Level2 (S, A or B) |
| Query Method        | automatic          |
| Topic Part          | TITLE only         |
| Contents/Links Used | contents only      |
| Number of Topics    | 80                 |

| Document Level Precision Averages, Mean Reciprocal Rank (MRR), and the Number (#) and Percentage (%) of Topics for which No Relevant Document (Level1) were Retrieved |           |        |    |        |
|---|-----------|--------|----|--------|
|   | Precision | MRR    | #  | %      |
| At 5 docs   | 0.2825    | 0.4146 | 32 | 0.4000 |
| At 10 docs  | 0.2700    | 0.4260 | 25 | 0.3125 |
| At 15 docs  | 0.2542    | 0.4318 | 19 | 0.2375 |
| At 20 docs  | 0.2400    | 0.4334 | 17 | 0.2125 |

| Document Level Precision Averages, Mean Reciprocal Rank (MRR), and the Number (#) and Percentage (%) of Topics for which No Relevant Document (Level2) were Retrieved |           |        |    |        |
|---|-----------|--------|----|--------|
|   | Precision | MRR    | #  | %      |
| At 5 docs   | 0.3800    | 0.5331 | 21 | 0.2625 |
| At 10 docs  | 0.3525    | 0.5442 | 14 | 0.1750 |
| At 15 docs  | 0.3300    | 0.5493 | 9  | 0.1125 |
| At 20 docs  | 0.3106    | 0.5508 | 7  | 0.0875 |

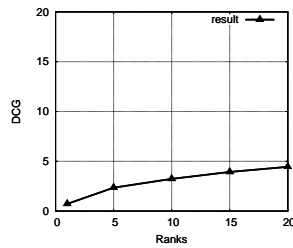


Difference from Median in Precision at Top-ranked 10 Documents per Topic (over 23 'automatic' and 'TITLE only' runs)\*



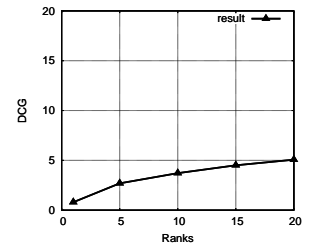
Difference from Median in Precision at Top-ranked 10 Documents per Topic (over 23 'automatic' and 'TITLE only' runs)\*

| Discounted ( $\log_2$ ) Cummulative Gain Averages ( $G_S = 3, G_A = 2, G_B = 0$ ) |        |
|---|--------|
|   | DCG    |
| At 1 doc  | 0.7250 |
| At 5 doc  | 2.3519 |
| At 10 docs  | 3.2336 |
| At 15 docs  | 3.9334 |
| At 20 docs  | 4.4457 |



Discounted Cummulative Gain Curve ( $G_S = 3, G_A = 2, G_B = 0$ )

| Discounted ( $\log_2$ ) Cummulative Gain Averages ( $G_S = 3, G_A = 2, G_B = 1$ ) |        |
|---|--------|
|   | DCG    |
| At 1 doc  | 0.8000 |
| At 5 doc  | 2.6940 |
| At 10 docs  | 3.7135 |
| At 15 docs  | 4.5016 |
| At 20 docs  | 5.0650 |



Discounted Cummulative Gain Curve ( $G_S = 3, G_A = 2, G_B = 1$ )

\* Topic Numbers: ( 1, 2, 3, 4, 5, 6, 7, 8, 9,10,11,12,13,14,15,16,17,18,19,20, 21, 22, 23, 24, 25, 26, 27, 28, 29, 30, 31, 32, 33, 34, 35, 36, 37, 38, 39, 40, 41,42,43,44,45,46,47,48,49,50,51,52,53,54,55,56,57,58,59, 60, 61, 62, 63, 64, 65, 66, 67, 68, 69, 70, 71, 72, 73, 74, 75, 76, 77, 78, 79, 80 )  
 Topic IDs: ( 1, 2, 3, 4, 5, 6, 7, 9,11,14,15,19,21,22,23,24,25,26,28,29, 30, 31, 34, 38, 43, 44, 45, 46, 55, 57, 58, 60, 61, 62, 63, 65, 66, 67, 68, 70, 71,72,73,74,76,77,80,81,82,84,86,88,89,91,94,95,97,98,99,108,110,111,112,116,117,119,120,122,123,127,129,132,133,143,145,146,149,150,151,152 )