

GRACE-LB-4

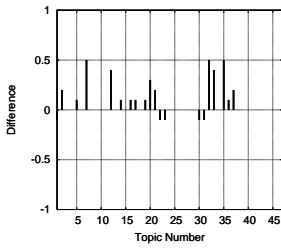
(1) Evaluation Result without Considering Links

Summary Statistics	
Run ID	GRACE-LB-4
Subtask	I-B
Relevant Level	Level1 (H or A)
Query Method	automatic
Topic Part	DISC only
Contents/Links Used	contents&links
Number of Topics	47

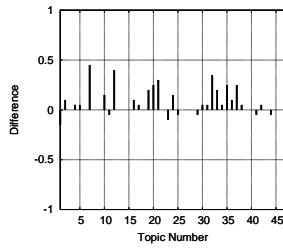
Summary Statistics	
Run ID	GRACE-LB-4
Subtask	I-B
Relevant Level	Level2 (H, A or B)
Query Method	automatic
Topic Part	DISC only
Contents/Links Used	contents&links
Number of Topics	47

Document Level Precision Averages, Mean Reciprocal Rank (MRR), and the Number (#) and Percentage (%) of Topics for which No Relevant Document (Level1) were Retrieved				
	Precision	MRR	#	%
At 5 docs	0.2511	0.0149	45	0.9574
At 10 docs	0.2340	0.0247	40	0.8511
At 15 docs	0.2156	0.0416	37	0.7872
At 20 docs	0.2170	0.0532	32	0.6809

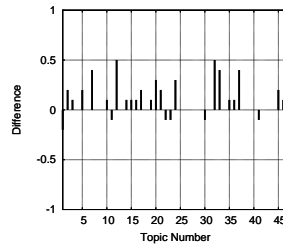
Document Level Precision Averages, Mean Reciprocal Rank (MRR), and the Number (#) and Percentage (%) of Topics for which No Relevant Document (Level2) were Retrieved				
	Precision	MRR	#	%
At 5 docs	0.3830	0.0404	43	0.9149
At 10 docs	0.3340	0.0617	36	0.7660
At 15 docs	0.3191	0.0689	34	0.7234
At 20 docs	0.3106	0.0624	28	0.5957



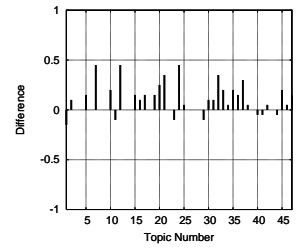
Difference from Median in Precision at Top-ranked 10 Documents per Topic (over 9 'automatic' and 'DISC only' runs)*



Difference from Median in Precision at Top-ranked 20 Documents per Topic (over 9 'automatic' and 'DISC only' runs)*

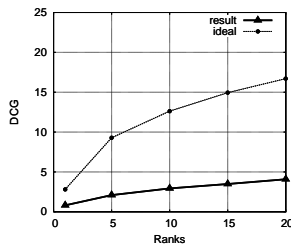


Difference from Median in Precision at Top-ranked 10 Documents per Topic (over 9 'automatic' and 'DISC only' runs)*



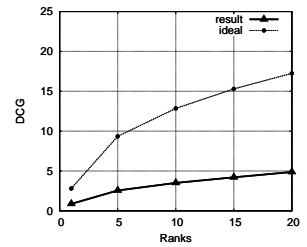
Difference from Median in Precision at Top-ranked 20 Documents per Topic (over 9 'automatic' and 'DISC only' runs)*

Discounted (\log_2) Cummulative Gain Averages ($G_S = 3, G_A = 2, G_B = 0$)	
	DCG
At 1 doc	0.8085
At 5 doc	2.0912
At 10 docs	2.9319
At 15 docs	3.4853
At 20 docs	4.0775



Discounted Cummulative Gain Curve ($G_S = 3, G_A = 2, G_B = 0$)

Discounted (\log_2) Cummulative Gain Averages ($G_S = 3, G_A = 2, G_B = 1$)	
	DCG
At 1 doc	0.8723
At 5 doc	2.5500
At 10 docs	3.5002
At 15 docs	4.2028
At 20 docs	4.8714



Discounted Cummulative Gain Curve ($G_S = 3, G_A = 2, G_B = 1$)

* Topic Numbers: (1, 2, 3, 4, 5, 6, 7, 8, 9,10,11,12,13,14,15,16,17,18,19,20,21,22,23,24,25,26,27,28,29,30,31,32,33,34,35,36,37,38,39,40,41,42,43,44,45,46,47)
Topic IDs: (8,10,11,12,13,14,15,16,17,18,19,20,22,23,24,27,28,29,30,31,32,33,34,35,36,37,38,39,40,41,42,43,44,46,47,48,49,52,53,56,57,58,59,60,61,62,63)

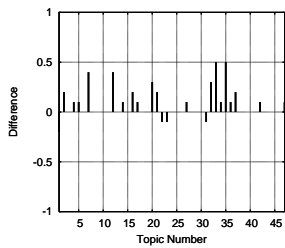
(2) Evaluation Result with Considering Links

Summary Statistics	
Run ID	GRACE-LB-4
Subtask	I-B
Relevant Level	Level1 (H or A)
Query Method	automatic
Topic Part	DISC only
Contents/Links Used	contents&links
Number of Topics	47

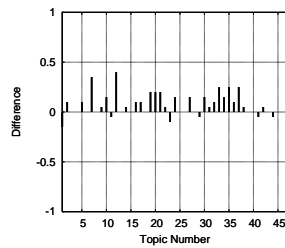
Summary Statistics	
Run ID	GRACE-LB-4
Subtask	I-B
Relevant Level	Level2 (H, A or B)
Query Method	automatic
Topic Part	DISC only
Contents/Links Used	contents&links
Number of Topics	47

Document Level Precision Averages, Mean Reciprocal Rank (MRR), and the Number (#) and Percentage (%) of Topics for which No Relevant Document (Level1) were Retrieved				
	Precision	MRR	#	%
At 5 docs	0.2681	0.0149	45	0.9574
At 10 docs	0.2681	0.0247	40	0.8511
At 15 docs	0.2539	0.0439	36	0.7660
At 20 docs	0.2511	0.0543	31	0.6596

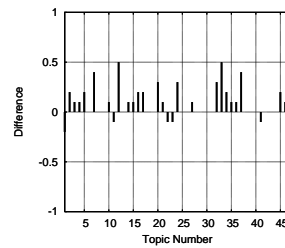
Document Level Precision Averages, Mean Reciprocal Rank (MRR), and the Number (#) and Percentage (%) of Topics for which No Relevant Document (Level2) were Retrieved				
	Precision	MRR	#	%
At 5 docs	0.4000	0.0404	43	0.9149
At 10 docs	0.3681	0.0617	36	0.7660
At 15 docs	0.3560	0.0713	33	0.7021
At 20 docs	0.3447	0.0635	27	0.5745



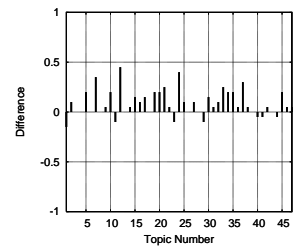
Difference from Median in Precision at Top-ranked 10 Documents per Topic (over 9 'automatic' and 'DISC only' runs)*



Difference from Median in Precision at Top-ranked 20 Documents per Topic (over 9 'automatic' and 'DISC only' runs)*

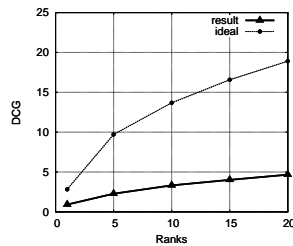


Difference from Median in Precision at Top-ranked 10 Documents per Topic (over 9 'automatic' and 'DISC only' runs)*



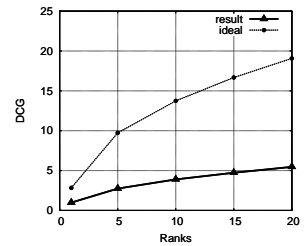
Difference from Median in Precision at Top-ranked 20 Documents per Topic (over 9 'automatic' and 'DISC only' runs)*

Discounted (\log_2) Cummulative Gain Averages ($G_S = 3, G_A = 2, G_B = 0$)	
	DCG
At 1 doc	0.9149
At 5 doc	2.2766
At 10 docs	3.3213
At 15 docs	4.0129
At 20 docs	4.6665



Discounted Cummulative Gain Curve ($G_S = 3, G_A = 2, G_B = 0$)

Discounted (\log_2) Cummulative Gain Averages ($G_S = 3, G_A = 2, G_B = 1$)	
	DCG
At 1 doc	0.9787
At 5 doc	2.7397
At 10 docs	3.8927
At 15 docs	4.7280
At 20 docs	5.4634



Discounted Cummulative Gain Curve ($G_S = 3, G_A = 2, G_B = 1$)

* Topic Numbers: (1, 2, 3, 4, 5, 6, 7, 8, 9,10,11,12,13,14,15,16,17,18,19,20,21,22,23,24,25,26,27,28,29,30,31,32,33,34,35,36,37,38,39,40,41,42,43,44,45,46,47)
Topic IDs: (8,10,11,12,13,14,15,16,17,18,19,20,22,23,24,27,28,29,30,31,32,33,34,35,36,37,38,39,40,41,42,43,44,46,47,48,49,52,53,56,57,58,59,60,61,62,63)