

ORGREF-LB-1

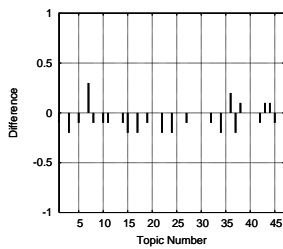
(1) Evaluation Result without Considering Links

Summary Statistics	
Run ID	ORGREF-LB-1
Subtask	I-B
Relevant Level	Level1 (H or A)
Query Method	automatic
Topic Part	TITLE only
Contents/Links Used	contents only
Number of Topics	47

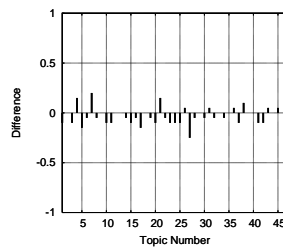
Summary Statistics	
Run ID	ORGREF-LB-1
Subtask	I-B
Relevant Level	Level2 (H, A or B)
Query Method	automatic
Topic Part	TITLE only
Contents/Links Used	contents only
Number of Topics	47

Document Level Precision Averages, Mean Reciprocal Rank (MRR), and the Number (#) and Percentage (%) of Topics for which No Relevant Document (Level1) were Retrieved				
	Precision	MRR	#	%
At 5 docs	0.1021	0.1507	36	0.7660
At 10 docs	0.1064	0.1065	32	0.6809
At 15 docs	0.1092	0.1370	28	0.5957
At 20 docs	0.1085	0.1446	24	0.5106

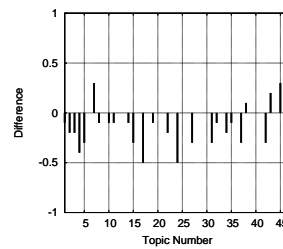
Document Level Precision Averages, Mean Reciprocal Rank (MRR), and the Number (#) and Percentage (%) of Topics for which No Relevant Document (Level2) were Retrieved				
	Precision	MRR	#	%
At 5 docs	0.1404	0.1833	33	0.7021
At 10 docs	0.1596	0.1433	26	0.5532
At 15 docs	0.1603	0.1612	22	0.4681
At 20 docs	0.1649	0.1704	18	0.3830



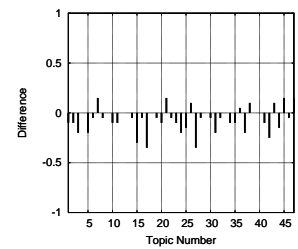
Difference from Median in Precision at Top-ranked 10 Documents per Topic (over 13 'automatic' and 'TITLE only' runs)*



Difference from Median in Precision at Top-ranked 20 Documents per Topic (over 13 'automatic' and 'TITLE only' runs)*

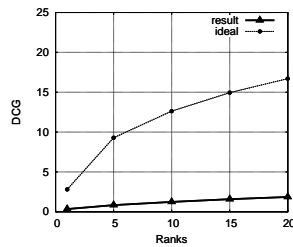


Difference from Median in Precision at Top-ranked 10 Documents per Topic (over 13 'automatic' and 'TITLE only' runs)*



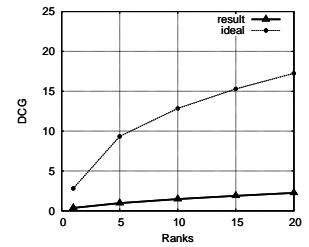
Difference from Median in Precision at Top-ranked 20 Documents per Topic (over 13 'automatic' and 'TITLE only' runs)*

Discounted (\log_2) Cummulative Gain Averages ($G_S = 3, G_A = 2, G_B = 0$)	
	DCG
At 1 doc	0.3404
At 5 doc	0.8352
At 10 docs	1.2370
At 15 docs	1.5795
At 20 docs	1.8565



Discounted Cummulative Gain Curve ($G_S = 3, G_A = 2, G_B = 0$)

Discounted (\log_2) Cummulative Gain Averages ($G_S = 3, G_A = 2, G_B = 1$)	
	DCG
At 1 doc	0.3617
At 5 doc	0.9655
At 10 docs	1.4746
At 15 docs	1.8808
At 20 docs	2.2503



Discounted Cummulative Gain Curve ($G_S = 3, G_A = 2, G_B = 1$)

* Topic Numbers: (1, 2, 3, 4, 5, 6, 7, 8, 9,10,11,12,13,14,15,16,17,18,19,20,21,22,23,24,25,26,27,28,29,30,31,32,33,34,35,36,37,38,39,40,41,42,43,44,45,46,47)
Topic IDs: (8,10,11,12,13,14,15,16,17,18,19,20,22,23,24,27,28,29,30,31,32,33,34,35,36,37,38,39,40,41,42,43,44,46,47,48,49,52,53,56,57,58,59,60,61,62,63)

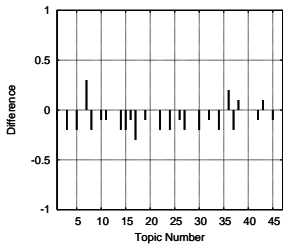
(2) Evaluation Result with Considering Links

Summary Statistics	
Run ID	ORGREF-LB-1
Subtask	I-B
Relevant Level	Level1 (H or A)
Query Method	automatic
Topic Part	TITLE only
Contents/Links Used	contents only
Number of Topics	47

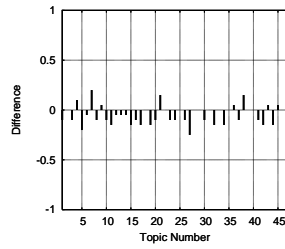
Summary Statistics	
Run ID	ORGREF-LB-1
Subtask	I-B
Relevant Level	Level2 (H, A or B)
Query Method	automatic
Topic Part	TITLE only
Contents/Links Used	contents only
Number of Topics	47

Document Level Precision Averages, Mean Reciprocal Rank (MRR), and the Number (#) and Percentage (%) of Topics for which No Relevant Document (Level1) were Retrieved				
	Precision	MRR	#	%
At 5 docs	0.1064	0.1560	35	0.7447
At 10 docs	0.1128	0.1086	31	0.6596
At 15 docs	0.1206	0.1409	26	0.5532
At 20 docs	0.1223	0.1508	20	0.4255

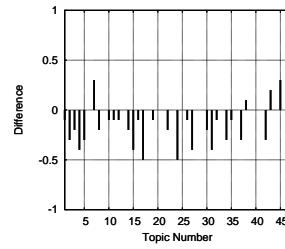
Document Level Precision Averages, Mean Reciprocal Rank (MRR), and the Number (#) and Percentage (%) of Topics for which No Relevant Document (Level2) were Retrieved				
	Precision	MRR	#	%
At 5 docs	0.1404	0.1833	33	0.7021
At 10 docs	0.1638	0.1455	25	0.5319
At 15 docs	0.1702	0.1651	20	0.4255
At 20 docs	0.1777	0.1766	14	0.2979



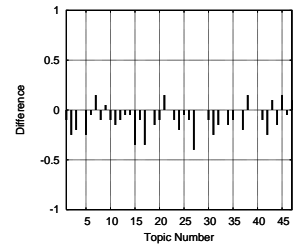
Difference from Median in Precision at Top-ranked 10 Documents per Topic (over 13 'automatic' and 'TITLE only' runs)*



Difference from Median in Precision at Top-ranked 20 Documents per Topic (over 13 'automatic' and 'TITLE only' runs)*

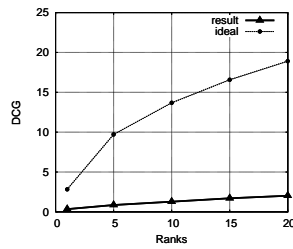


Difference from Median in Precision at Top-ranked 10 Documents per Topic (over 13 'automatic' and 'TITLE only' runs)*



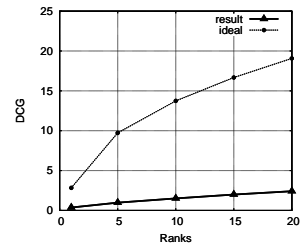
Difference from Median in Precision at Top-ranked 20 Documents per Topic (over 13 'automatic' and 'TITLE only' runs)*

Discounted (\log_2) Cummulative Gain Averages ($G_S = 3, G_A = 2, G_B = 0$)	
	DCG
At 1 doc	0.3404
At 5 doc	0.8565
At 10 docs	1.2778
At 15 docs	1.7014
At 20 docs	2.0242



Discounted Cummulative Gain Curve ($G_S = 3, G_A = 2, G_B = 0$)

Discounted (\log_2) Cummulative Gain Averages ($G_S = 3, G_A = 2, G_B = 1$)	
	DCG
At 1 doc	0.3617
At 5 doc	0.9761
At 10 docs	1.5048
At 15 docs	1.9921
At 20 docs	2.4073



Discounted Cummulative Gain Curve ($G_S = 3, G_A = 2, G_B = 1$)

* Topic Numbers: (1, 2, 3, 4, 5, 6, 7, 8, 9,10,11,12,13,14,15,16,17,18,19,20,21,22,23,24,25,26,27,28,29,30,31,32,33,34,35,36,37,38,39,40,41,42,43,44,45,46,47)
Topic IDs: (8,10,11,12,13,14,15,16,17,18,19,20,22,23,24,27,28,29,30,31,32,33,34,35,36,37,38,39,40,41,42,43,44,46,47,48,49,52,53,56,57,58,59,60,61,62,63)