

ORGREF-LB-2

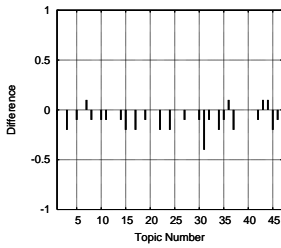
(1) Evaluation Result without Considering Links

Summary Statistics	
Run ID	ORGREF-LB-2
Subtask	I-B
Relevant Level	Level1 (H or A)
Query Method	automatic
Topic Part	TITLE only
Contents/Links Used	contents only
Number of Topics	47

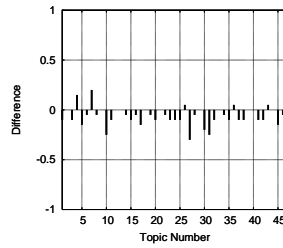
Summary Statistics	
Run ID	ORGREF-LB-2
Subtask	I-B
Relevant Level	Level2 (H, A or B)
Query Method	automatic
Topic Part	TITLE only
Contents/Links Used	contents only
Number of Topics	47

Document Level Precision Averages, Mean Reciprocal Rank (MRR), and the Number (#) and Percentage (%) of Topics for which No Relevant Document (Level1) were Retrieved				
	Precision	MRR	#	%
At 5 docs	0.0809	0.0415	43	0.9149
At 10 docs	0.0809	0.0921	37	0.7872
At 15 docs	0.0809	0.0527	36	0.7660
At 20 docs	0.0787	0.0718	34	0.7234

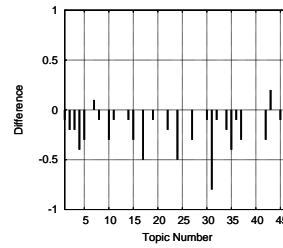
Document Level Precision Averages, Mean Reciprocal Rank (MRR), and the Number (#) and Percentage (%) of Topics for which No Relevant Document (Level2) were Retrieved				
	Precision	MRR	#	%
At 5 docs	0.1021	0.0486	42	0.8936
At 10 docs	0.1106	0.0939	37	0.7872
At 15 docs	0.1121	0.0653	33	0.7021
At 20 docs	0.1223	0.0899	28	0.5957



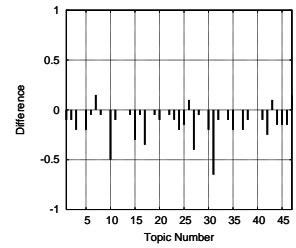
Difference from Median in Precision at Top-ranked 10 Documents per Topic (over 13 'automatic' and 'TITLE only' runs)*



Difference from Median in Precision at Top-ranked 20 Documents per Topic (over 13 'automatic' and 'TITLE only' runs)*

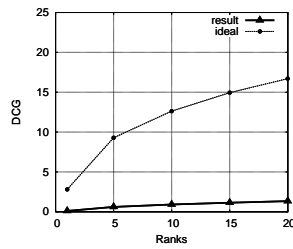


Difference from Median in Precision at Top-ranked 10 Documents per Topic (over 13 'automatic' and 'TITLE only' runs)*



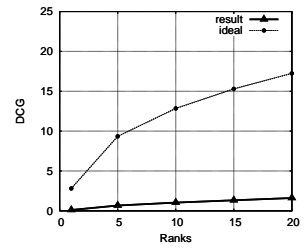
Difference from Median in Precision at Top-ranked 20 Documents per Topic (over 13 'automatic' and 'TITLE only' runs)*

Discounted (\log_2) Cummulative Gain Averages ($G_S = 3, G_A = 2, G_B = 0$)	
	DCG
At 1 doc	0.1064
At 5 doc	0.6082
At 10 docs	0.9163
At 15 docs	1.1392
At 20 docs	1.3339



Discounted Cummulative Gain Curve ($G_S = 3, G_A = 2, G_B = 0$)

Discounted (\log_2) Cummulative Gain Averages ($G_S = 3, G_A = 2, G_B = 1$)	
	DCG
At 1 doc	0.1064
At 5 doc	0.6669
At 10 docs	1.0343
At 15 docs	1.3211
At 20 docs	1.6077



Discounted Cummulative Gain Curve ($G_S = 3, G_A = 2, G_B = 1$)

* Topic Numbers: (1, 2, 3, 4, 5, 6, 7, 8, 9,10,11,12,13,14,15,16,17,18,19,20,21,22,23,24,25,26,27,28,29,30,31,32,33,34,35,36,37,38,39,40,41,42,43,44,45,46,47)
Topic IDs: (8,10,11,12,13,14,15,16,17,18,19,20,22,23,24,27,28,29,30,31,32,33,34,35,36,37,38,39,40,41,42,43,44,46,47,48,49,52,53,56,57,58,59,60,61,62,63)

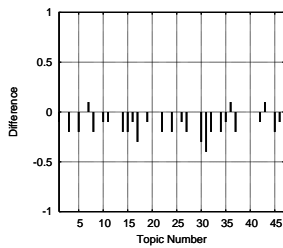
(2) Evaluation Result with Considering Links

Summary Statistics	
Run ID	ORGREF-LB-2
Subtask	I-B
Relevant Level	Level1 (H or A)
Query Method	automatic
Topic Part	TITLE only
Contents/Links Used	contents only
Number of Topics	47

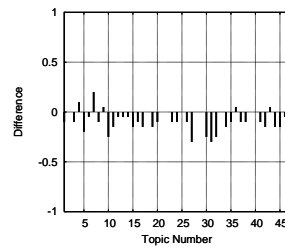
Summary Statistics	
Run ID	ORGREF-LB-2
Subtask	I-B
Relevant Level	Level2 (H, A or B)
Query Method	automatic
Topic Part	TITLE only
Contents/Links Used	contents only
Number of Topics	47

Document Level Precision Averages, Mean Reciprocal Rank (MRR), and the Number (#) and Percentage (%) of Topics for which No Relevant Document (Level1) were Retrieved				
	Precision	MRR	#	%
At 5 docs	0.0851	0.0415	43	0.9149
At 10 docs	0.0851	0.0921	37	0.7872
At 15 docs	0.0894	0.0562	34	0.7234
At 20 docs	0.0904	0.0740	33	0.7021

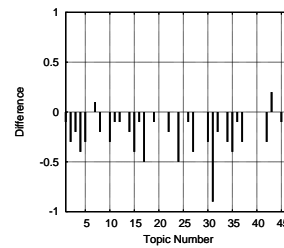
Document Level Precision Averages, Mean Reciprocal Rank (MRR), and the Number (#) and Percentage (%) of Topics for which No Relevant Document (Level2) were Retrieved				
	Precision	MRR	#	%
At 5 docs	0.1021	0.0486	42	0.8936
At 10 docs	0.1128	0.0939	37	0.7872
At 15 docs	0.1192	0.0688	31	0.6596
At 20 docs	0.1330	0.0922	27	0.5745



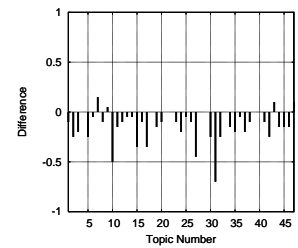
Difference from Median in Precision at Top-ranked 10 Documents per Topic (over 13 'automatic' and 'TITLE only' runs)*



Difference from Median in Precision at Top-ranked 20 Documents per Topic (over 13 'automatic' and 'TITLE only' runs)*

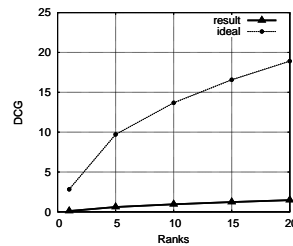


Difference from Median in Precision at Top-ranked 10 Documents per Topic (over 13 'automatic' and 'TITLE only' runs)*



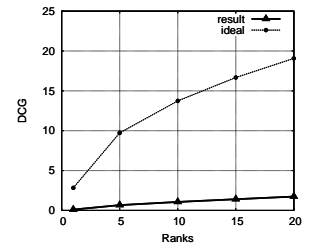
Difference from Median in Precision at Top-ranked 20 Documents per Topic (over 13 'automatic' and 'TITLE only' runs)*

Discounted (\log_2) Cummulative Gain Averages ($G_S = 3, G_A = 2, G_B = 0$)	
	DCG
At 1 doc	0.1064
At 5 doc	0.6082
At 10 docs	0.9510
At 15 docs	1.2306
At 20 docs	1.4715



Discounted Cummulative Gain Curve ($G_S = 3, G_A = 2, G_B = 0$)

Discounted (\log_2) Cummulative Gain Averages ($G_S = 3, G_A = 2, G_B = 1$)	
	DCG
At 1 doc	0.1064
At 5 doc	0.6669
At 10 docs	1.0614
At 15 docs	1.4050
At 20 docs	1.7377



Discounted Cummulative Gain Curve ($G_S = 3, G_A = 2, G_B = 1$)

* Topic Numbers: (1, 2, 3, 4, 5, 6, 7, 8, 9,10,11,12,13,14,15,16,17,18,19,20,21,22,23,24,25,26,27,28,29,30,31,32,33,34,35,36,37,38,39,40,41,42,43,44,45,46,47)
Topic IDs: (8,10,11,12,13,14,15,16,17,18,19,20,22,23,24,27,28,29,30,31,32,33,34,35,36,37,38,39,40,41,42,43,44,46,47,48,49,52,53,56,57,58,59,60,61,62,63)