

GRACE-SB-3

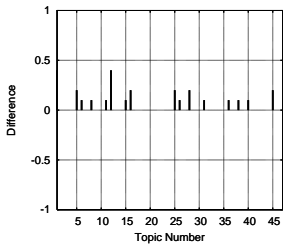
(1) Evaluation Result without Considering Links

Summary Statistics	
Run ID	GRACE-SB-3
Subtask	II-B
Relevant Level	Level1 (H or A)
Query Method	automatic
Topic Part	DISC only
Contents/Links Used	contents only
Number of Topics	45

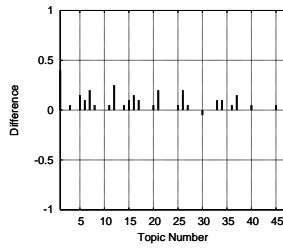
Summary Statistics	
Run ID	GRACE-SB-3
Subtask	II-B
Relevant Level	Level2 (H, A or B)
Query Method	automatic
Topic Part	DISC only
Contents/Links Used	contents only
Number of Topics	46

Document Level Precision Averages, Mean Reciprocal Rank (MRR), and the Number (#) and Percentage (%) of Topics for which No Relevant Document (Level1) were Retrieved				
	Precision	MRR	#	%
At 5 docs	0.2089	0.3112	22	0.4783
At 10 docs	0.1644	0.3533	17	0.3696
At 15 docs	0.1526	0.3670	11	0.2391
At 20 docs	0.1356	0.3716	10	0.2174

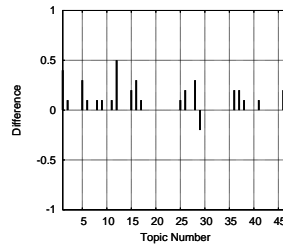
Document Level Precision Averages, Mean Reciprocal Rank (MRR), and the Number (#) and Percentage (%) of Topics for which No Relevant Document (Level2) were Retrieved				
	Precision	MRR	#	%
At 5 docs	0.3087	0.3837	19	0.4130
At 10 docs	0.2391	0.4496	13	0.2826
At 15 docs	0.2232	0.4465	10	0.2174
At 20 docs	0.2000	0.4526	9	0.1957



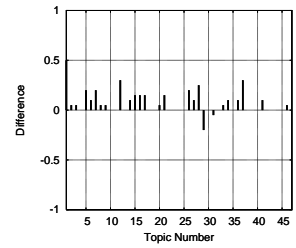
Difference from Median in Precision at Top-ranked 10 Documents per Topic (over 9 'automatic' and 'DISC only' runs)*



Difference from Median in Precision at Top-ranked 20 Documents per Topic (over 9 'automatic' and 'DISC only' runs)*

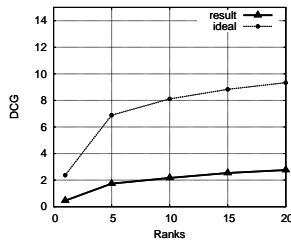


Difference from Median in Precision at Top-ranked 10 Documents per Topic (over 9 'automatic' and 'DISC only' runs)**



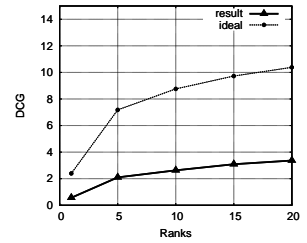
Difference from Median in Precision at Top-ranked 20 Documents per Topic (over 9 'automatic' and 'DISC only' runs)**

Discounted (\log_2) Cummulative Gain Averages ($G_S = 3, G_A = 2, G_B = 0$)	
	DCG
At 1 doc	0.4565
At 5 docs	1.7350
At 10 docs	2.1676
At 15 docs	2.5379
At 20 docs	2.7605



Discounted Cummulative Gain Curve ($G_S = 3, G_A = 2, G_B = 0$)

Discounted (\log_2) Cummulative Gain Averages ($G_S = 3, G_A = 2, G_B = 1$)	
	DCG
At 1 doc	0.5652
At 5 docs	2.0991
At 10 docs	2.6276
At 15 docs	3.0870
At 20 docs	3.3667



Discounted Cummulative Gain Curve ($G_S = 3, G_A = 2, G_B = 1$)

* Topic Numbers: (1, 2, 3, 4, 5, 6, 7, 8, 9, 10, 11, 12, 13, 14, 15, 16, 17, 18, 19, 20, 21, 22, 23, 24, 25, 26, 27, 28, 29, 30, 31, 32, 33, 34, 35, 36, 37, 38, 39, 40, 41, 42, 43, 44, 45)
 Topic IDs: (8, 10, 11, 12, 13, 14, 15, 16, 17, 18, 19, 20, 22, 23, 24, 27, 28, 29, 30, 31, 32, 33, 34, 35, 36, 37, 38, 39, 40, 41, 42, 43, 44, 46, 47, 48, 49, 52, 53, 58, 59, 60, 61, 62, 63)

** Topic Numbers: (1, 2, 3, 4, 5, 6, 7, 8, 9, 10, 11, 12, 13, 14, 15, 16, 17, 18, 19, 20, 21, 22, 23, 24, 25, 26, 27, 28, 29, 30, 31, 32, 33, 34, 35, 36, 37, 38, 39, 40, 41, 42, 43, 44, 45, 46)
 Topic IDs: (8, 10, 11, 12, 13, 14, 15, 16, 17, 18, 19, 20, 22, 23, 24, 27, 28, 29, 30, 31, 32, 33, 34, 35, 36, 37, 38, 39, 40, 41, 42, 43, 44, 46, 47, 48, 49, 52, 53, 57, 58, 59, 60, 61, 62, 63)

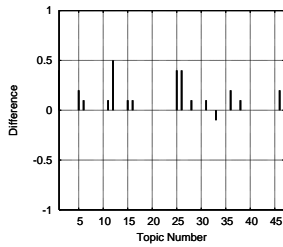
(2) Evaluation Result with Considering Links

Summary Statistics	
Run ID	GRACE-SB-3
Subtask	II-B
Relevant Level	Level1 (H or A)
Query Method	automatic
Topic Part	DISC only
Contents/Links Used	contents only
Number of Topics	46

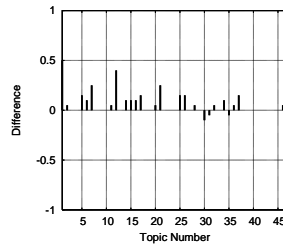
Summary Statistics	
Run ID	GRACE-SB-3
Subtask	II-B
Relevant Level	Level2 (H, A or B)
Query Method	automatic
Topic Part	DISC only
Contents/Links Used	contents only
Number of Topics	47

Document Level Precision Averages, Mean Reciprocal Rank (MRR), and the Number (#) and Percentage (%) of Topics for which No Relevant Document (Level1) were Retrieved				
	Precision	MRR	#	%
At 5 docs	0.2435	0.3667	21	0.4468
At 10 docs	0.2022	0.4115	16	0.3404
At 15 docs	0.1957	0.4235	11	0.2340
At 20 docs	0.1793	0.4282	10	0.2128

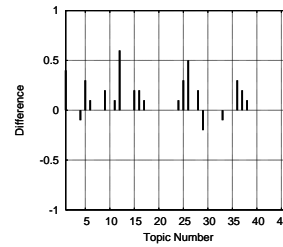
Document Level Precision Averages, Mean Reciprocal Rank (MRR), and the Number (#) and Percentage (%) of Topics for which No Relevant Document (Level2) were Retrieved				
	Precision	MRR	#	%
At 5 docs	0.3574	0.4631	16	0.3404
At 10 docs	0.2894	0.5236	12	0.2553
At 15 docs	0.2752	0.5179	10	0.2128
At 20 docs	0.2500	0.5296	9	0.1915



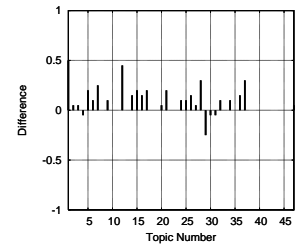
Difference from Median in Precision at Top-ranked 10 Documents per Topic (over 9 'automatic' and 'DISC only' runs)*



Difference from Median in Precision at Top-ranked 20 Documents per Topic (over 9 'automatic' and 'DISC only' runs)*

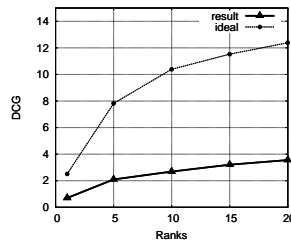


Difference from Median in Precision at Top-ranked 10 Documents per Topic (over 9 'automatic' and 'DISC only' runs)**



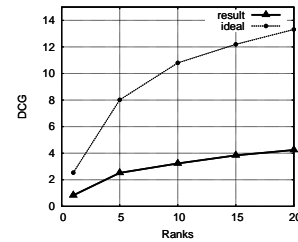
Difference from Median in Precision at Top-ranked 20 Documents per Topic (over 9 'automatic' and 'DISC only' runs)**

Discounted (\log_2) Cummulative Gain Averages ($G_S = 3, G_A = 2, G_B = 0$)	
	DCG
At 1 doc	0.7021
At 5 doc	2.0964
At 10 docs	2.6903
At 15 docs	3.2067
At 20 docs	3.5544



Discounted Cummulative Gain Curve ($G_S = 3, G_A = 2, G_B = 0$)

Discounted (\log_2) Cummulative Gain Averages ($G_S = 3, G_A = 2, G_B = 1$)	
	DCG
At 1 doc	0.8298
At 5 doc	2.5194
At 10 docs	3.2279
At 15 docs	3.8368
At 20 docs	4.2402



Discounted Cummulative Gain Curve ($G_S = 3, G_A = 2, G_B = 1$)

* Topic Numbers: (1, 2, 3, 4, 5, 6, 7, 8, 9, 10, 11, 12, 13, 14, 15, 16, 17, 18, 19, 20, 21, 22, 23, 24, 25, 26, 27, 28, 29, 30, 31, 32, 33, 34, 35, 36, 37, 38, 39, 40, 41, 42, 43, 44, 45, 46)
 Topic IDs: (8, 10, 11, 12, 13, 14, 15, 16, 17, 18, 19, 20, 22, 23, 24, 27, 28, 29, 30, 31, 32, 33, 34, 35, 36, 37, 38, 39, 40, 41, 42, 43, 44, 46, 47, 48, 49, 52, 53, 56, 58, 59, 60, 61, 62, 63)
 ** Topic Numbers: (1, 2, 3, 4, 5, 6, 7, 8, 9, 10, 11, 12, 13, 14, 15, 16, 17, 18, 19, 20, 21, 22, 23, 24, 25, 26, 27, 28, 29, 30, 31, 32, 33, 34, 35, 36, 37, 38, 39, 40, 41, 42, 43, 44, 45, 46, 47)
 Topic IDs: (8, 10, 11, 12, 13, 14, 15, 16, 17, 18, 19, 20, 22, 23, 24, 27, 28, 29, 30, 31, 32, 33, 34, 35, 36, 37, 38, 39, 40, 41, 42, 43, 44, 46, 47, 48, 49, 52, 53, 56, 57, 58, 59, 60, 61, 62, 63)