

GRACE-SB-4

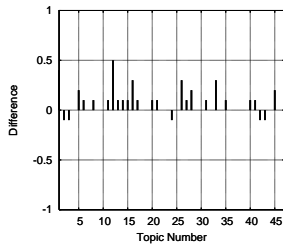
(1) Evaluation Result without Considering Links

Summary Statistics	
Run ID	GRACE-SB-4
Subtask	II-B
Relevant Level	Level1 (H or A)
Query Method	automatic
Topic Part	DISC only
Contents/Links Used	contents only
Number of Topics	45

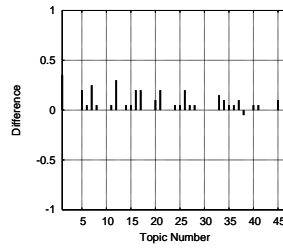
Summary Statistics	
Run ID	GRACE-SB-4
Subtask	II-B
Relevant Level	Level2 (H, A or B)
Query Method	automatic
Topic Part	DISC only
Contents/Links Used	contents only
Number of Topics	46

Document Level Precision Averages, Mean Reciprocal Rank (MRR), and the Number (#) and Percentage (%) of Topics for which No Relevant Document (Level1) were Retrieved				
	Precision	MRR	#	%
At 5 docs	0.2178	0.0699	37	0.8043
At 10 docs	0.1778	0.0521	33	0.7174
At 15 docs	0.1585	0.0285	35	0.7609
At 20 docs	0.1444	0.0424	28	0.6087

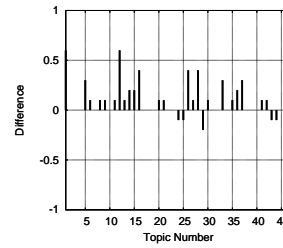
Document Level Precision Averages, Mean Reciprocal Rank (MRR), and the Number (#) and Percentage (%) of Topics for which No Relevant Document (Level2) were Retrieved				
	Precision	MRR	#	%
At 5 docs	0.3087	0.1290	35	0.7609
At 10 docs	0.2652	0.0983	29	0.6304
At 15 docs	0.2333	0.0629	30	0.6522
At 20 docs	0.2109	0.0589	23	0.5000



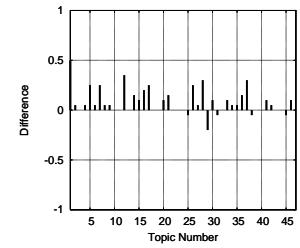
Difference from Median in Precision at Top-ranked 10 Documents per Topic (over 9 'automatic' and 'DISC only' runs)*



Difference from Median in Precision at Top-ranked 20 Documents per Topic (over 9 'automatic' and 'DISC only' runs)*

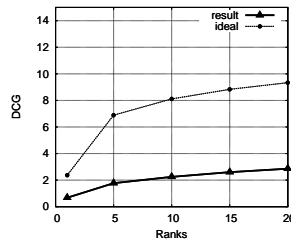


Difference from Median in Precision at Top-ranked 10 Documents per Topic (over 9 'automatic' and 'DISC only' runs)**



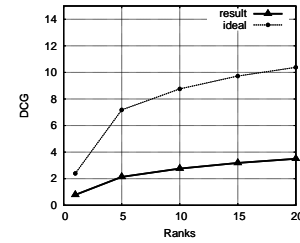
Difference from Median in Precision at Top-ranked 20 Documents per Topic (over 9 'automatic' and 'DISC only' runs)**

Discounted (\log_2) Cumulative Gain Averages ($G_S = 3, G_A = 2, G_B = 0$)	
	DCG
At 1 doc	0.6739
At 5 docs	1.7706
At 10 docs	2.2441
At 15 docs	2.5995
At 20 docs	2.8593



Discounted Cumulative Gain Curve ($G_S = 3, G_A = 2, G_B = 0$)

Discounted (\log_2) Cumulative Gain Averages ($G_S = 3, G_A = 2, G_B = 1$)	
	DCG
At 1 doc	0.7826
At 5 docs	2.1348
At 10 docs	2.7601
At 15 docs	3.1856
At 20 docs	3.4977



Discounted Cumulative Gain Curve ($G_S = 3, G_A = 2, G_B = 1$)

* Topic Numbers: (1, 2, 3, 4, 5, 6, 7, 8, 9, 10, 11, 12, 13, 14, 15, 16, 17, 18, 19, 20, 21, 22, 23, 24, 25, 26, 27, 28, 29, 30, 31, 32, 33, 34, 35, 36, 37, 38, 39, 40, 41, 42, 43, 44, 45)
 Topic IDs: (8, 10, 11, 12, 13, 14, 15, 16, 17, 18, 19, 20, 22, 23, 24, 27, 28, 29, 30, 31, 32, 33, 34, 35, 36, 37, 38, 39, 40, 41, 42, 43, 44, 46, 47, 48, 49, 52, 53, 58, 59, 60, 61, 62, 63)

** Topic Numbers: (1, 2, 3, 4, 5, 6, 7, 8, 9, 10, 11, 12, 13, 14, 15, 16, 17, 18, 19, 20, 21, 22, 23, 24, 25, 26, 27, 28, 29, 30, 31, 32, 33, 34, 35, 36, 37, 38, 39, 40, 41, 42, 43, 44, 45, 46)
 Topic IDs: (8, 10, 11, 12, 13, 14, 15, 16, 17, 18, 19, 20, 22, 23, 24, 27, 28, 29, 30, 31, 32, 33, 34, 35, 36, 37, 38, 39, 40, 41, 42, 43, 44, 46, 47, 48, 49, 52, 53, 57, 58, 59, 60, 61, 62, 63)

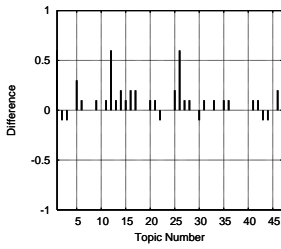
(2) Evaluation Result with Considering Links

Summary Statistics	
Run ID	GRACE-SB-4
Subtask	II-B
Relevant Level	Level1 (H or A)
Query Method	automatic
Topic Part	DISC only
Contents/Links Used	contents only
Number of Topics	46

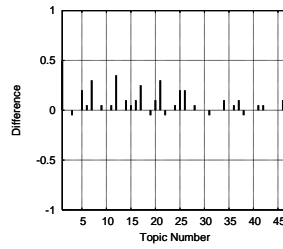
Summary Statistics	
Run ID	GRACE-SB-4
Subtask	II-B
Relevant Level	Level2 (H, A or B)
Query Method	automatic
Topic Part	DISC only
Contents/Links Used	contents only
Number of Topics	47

Document Level Precision Averages, Mean Reciprocal Rank (MRR), and the Number (#) and Percentage (%) of Topics for which No Relevant Document (Level1) were Retrieved				
	Precision	MRR	#	%
At 5 docs	0.2565	0.1064	34	0.7234
At 10 docs	0.2261	0.0723	29	0.6170
At 15 docs	0.2015	0.0462	32	0.6809
At 20 docs	0.1859	0.0563	27	0.5745

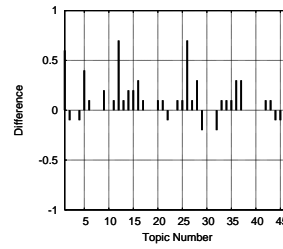
Document Level Precision Averages, Mean Reciprocal Rank (MRR), and the Number (#) and Percentage (%) of Topics for which No Relevant Document (Level2) were Retrieved				
	Precision	MRR	#	%
At 5 docs	0.3617	0.1482	32	0.6809
At 10 docs	0.3149	0.1229	25	0.5319
At 15 docs	0.2780	0.0844	28	0.5957
At 20 docs	0.2564	0.0686	22	0.4681



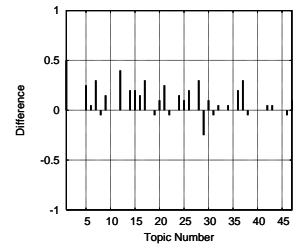
Difference from Median in Precision at Top-ranked 10 Documents per Topic (over 9 'automatic' and 'DISC only' runs)*



Difference from Median in Precision at Top-ranked 20 Documents per Topic (over 9 'automatic' and 'DISC only' runs)*

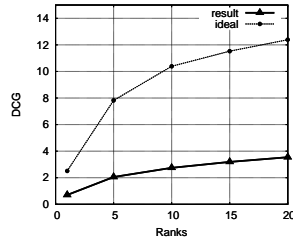


Difference from Median in Precision at Top-ranked 10 Documents per Topic (over 9 'automatic' and 'DISC only' runs)**



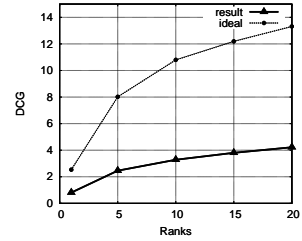
Difference from Median in Precision at Top-ranked 20 Documents per Topic (over 9 'automatic' and 'DISC only' runs)**

Discounted (\log_2) Cummulative Gain Averages ($G_S = 3, G_A = 2, G_B = 0$)	
	DCG
At 1 doc	0.7021
At 5 doc	2.0534
At 10 docs	2.7438
At 15 docs	3.1898
At 20 docs	3.5417



Discounted Cummulative Gain Curve ($G_S = 3, G_A = 2, G_B = 0$)

Discounted (\log_2) Cummulative Gain Averages ($G_S = 3, G_A = 2, G_B = 1$)	
	DCG
At 1 doc	0.8085
At 5 doc	2.4580
At 10 docs	3.2809
At 15 docs	3.8018
At 20 docs	4.2206



Discounted Cummulative Gain Curve ($G_S = 3, G_A = 2, G_B = 1$)

* Topic Numbers: (1, 2, 3, 4, 5, 6, 7, 8, 9, 10, 11, 12, 13, 14, 15, 16, 17, 18, 19, 20, 21, 22, 23, 24, 25, 26, 27, 28, 29, 30, 31, 32, 33, 34, 35, 36, 37, 38, 39, 40, 41, 42, 43, 44, 45, 46)
 Topic IDs: (8, 10, 11, 12, 13, 14, 15, 16, 17, 18, 19, 20, 22, 23, 24, 27, 28, 29, 30, 31, 32, 33, 34, 35, 36, 37, 38, 39, 40, 41, 42, 43, 44, 46, 47, 48, 49, 52, 53, 56, 58, 59, 60, 61, 62, 63)
 ** Topic Numbers: (1, 2, 3, 4, 5, 6, 7, 8, 9, 10, 11, 12, 13, 14, 15, 16, 17, 18, 19, 20, 21, 22, 23, 24, 25, 26, 27, 28, 29, 30, 31, 32, 33, 34, 35, 36, 37, 38, 39, 40, 41, 42, 43, 44, 45, 46, 47)
 Topic IDs: (8, 10, 11, 12, 13, 14, 15, 16, 17, 18, 19, 20, 22, 23, 24, 27, 28, 29, 30, 31, 32, 33, 34, 35, 36, 37, 38, 39, 40, 41, 42, 43, 44, 46, 47, 48, 49, 52, 53, 56, 57, 58, 59, 60, 61, 62, 63)