

NAICR-II-B-4

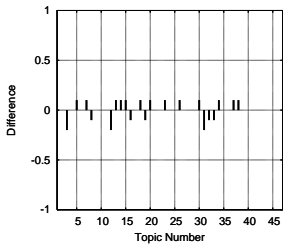
(1) Evaluation Result without Considering Links

| Summary Statistics | |
|---------------------|-----------------|
| Run ID | NAICR-II-B-4 |
| Subtask | II-B |
| Relevant Level | Level1 (H or A) |
| Query Method | automatic |
| Topic Part | TITLE only |
| Contents/Links Used | contents only |
| Number of Topics | 45 |

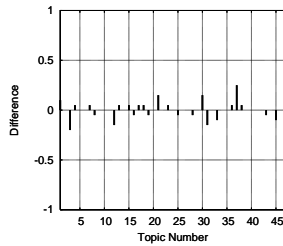
| Summary Statistics | |
|---------------------|--------------------|
| Run ID | NAICR-II-B-4 |
| Subtask | II-B |
| Relevant Level | Level2 (H, A or B) |
| Query Method | automatic |
| Topic Part | TITLE only |
| Contents/Links Used | contents only |
| Number of Topics | 46 |

| Document Level Precision Averages, Mean Reciprocal Rank (MRR), and the Number (#) and Percentage (%) of Topics for which No Relevant Document (Level1) were Retrieved | | | | |
|---|-----------|--------|----|--------|
| | Precision | MRR | # | % |
| At 5 docs | 0.1333 | 0.1884 | 33 | 0.7174 |
| At 10 docs | 0.1067 | 0.1995 | 25 | 0.5435 |
| At 15 docs | 0.1007 | 0.2077 | 25 | 0.5435 |
| At 20 docs | 0.0856 | 0.2159 | 22 | 0.4783 |

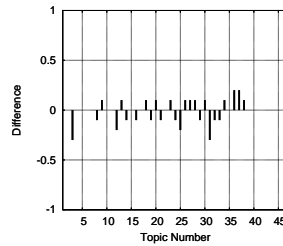
| Document Level Precision Averages, Mean Reciprocal Rank (MRR), and the Number (#) and Percentage (%) of Topics for which No Relevant Document (Level2) were Retrieved | | | | |
|---|-----------|--------|----|--------|
| | Precision | MRR | # | % |
| At 5 docs | 0.2000 | 0.2717 | 29 | 0.6304 |
| At 10 docs | 0.1630 | 0.2814 | 20 | 0.4348 |
| At 15 docs | 0.1493 | 0.2598 | 20 | 0.4348 |
| At 20 docs | 0.1304 | 0.2486 | 18 | 0.3913 |



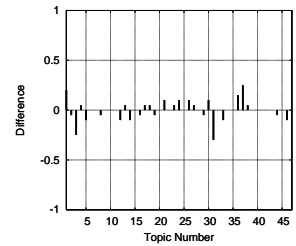
Difference from Median in Precision at Top-ranked 10 Documents per Topic (over 13 'automatic' and 'TITLE only' runs)*



Difference from Median in Precision at Top-ranked 20 Documents per Topic (over 13 'automatic' and 'TITLE only' runs)*

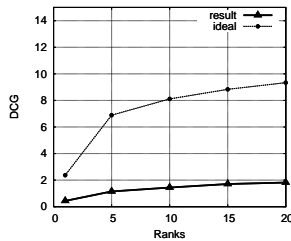


Difference from Median in Precision at Top-ranked 10 Documents per Topic (over 13 'automatic' and 'TITLE only' runs)**



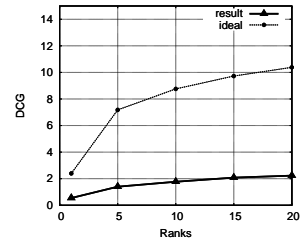
Difference from Median in Precision at Top-ranked 20 Documents per Topic (over 13 'automatic' and 'TITLE only' runs)**

| Discounted (\log_2) Cummulative Gain Averages ($G_S = 3, G_A = 2, G_B = 0$) | |
|---|--------|
| | DCG |
| At 1 doc | 0.4348 |
| At 5 docs | 1.1489 |
| At 10 docs | 1.4417 |
| At 15 docs | 1.7077 |
| At 20 docs | 1.8161 |



Discounted Cummulative Gain Curve ($G_S = 3, G_A = 2, G_B = 0$)

| Discounted (\log_2) Cummulative Gain Averages ($G_S = 3, G_A = 2, G_B = 1$) | |
|---|--------|
| | DCG |
| At 1 doc | 0.5435 |
| At 5 docs | 1.3964 |
| At 10 docs | 1.7688 |
| At 15 docs | 2.0806 |
| At 20 docs | 2.2301 |



Discounted Cummulative Gain Curve ($G_S = 3, G_A = 2, G_B = 1$)

* Topic Numbers: (1, 2, 3, 4, 5, 6, 7, 8, 9, 10, 11, 12, 13, 14, 15, 16, 17, 18, 19, 20, 21, 22, 23, 24, 25, 26, 27, 28, 29, 30, 31, 32, 33, 34, 35, 36, 37, 38, 39, 40, 41, 42, 43, 44, 45)
 Topic IDs: (8, 10, 11, 12, 13, 14, 15, 16, 17, 18, 19, 20, 22, 23, 24, 27, 28, 29, 30, 31, 32, 33, 34, 35, 36, 37, 38, 39, 40, 41, 42, 43, 44, 46, 47, 48, 49, 52, 53, 58, 59, 60, 61, 62, 63)

** Topic Numbers: (1, 2, 3, 4, 5, 6, 7, 8, 9, 10, 11, 12, 13, 14, 15, 16, 17, 18, 19, 20, 21, 22, 23, 24, 25, 26, 27, 28, 29, 30, 31, 32, 33, 34, 35, 36, 37, 38, 39, 40, 41, 42, 43, 44, 45, 46)
 Topic IDs: (8, 10, 11, 12, 13, 14, 15, 16, 17, 18, 19, 20, 22, 23, 24, 27, 28, 29, 30, 31, 32, 33, 34, 35, 36, 37, 38, 39, 40, 41, 42, 43, 44, 46, 47, 48, 49, 52, 53, 57, 58, 59, 60, 61, 62, 63)

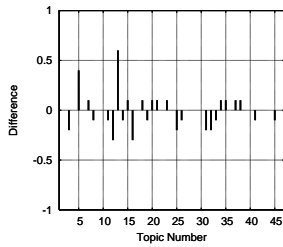
(2) Evaluation Result with Considering Links

| Summary Statistics | |
|---------------------|-----------------|
| Run ID | NAICR-II-B-4 |
| Subtask | II-B |
| Relevant Level | Level1 (H or A) |
| Query Method | automatic |
| Topic Part | TITLE only |
| Contents/Links Used | contents only |
| Number of Topics | 46 |

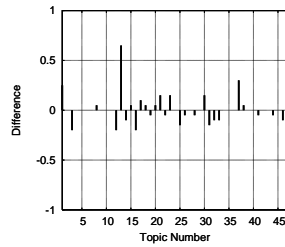
| Summary Statistics | |
|---------------------|--------------------|
| Run ID | NAICR-II-B-4 |
| Subtask | II-B |
| Relevant Level | Level2 (H, A or B) |
| Query Method | automatic |
| Topic Part | TITLE only |
| Contents/Links Used | contents only |
| Number of Topics | 47 |

| Document Level Precision Averages, Mean Reciprocal Rank (MRR), and the Number (#) and Percentage (%) of Topics for which No Relevant Document (Level1) were Retrieved | | | | |
|---|-----------|--------|----|--------|
| | Precision | MRR | # | % |
| At 5 docs | 0.1652 | 0.2135 | 30 | 0.6383 |
| At 10 docs | 0.1413 | 0.2024 | 26 | 0.5532 |
| At 15 docs | 0.1406 | 0.2298 | 22 | 0.4681 |
| At 20 docs | 0.1315 | 0.2436 | 17 | 0.3617 |

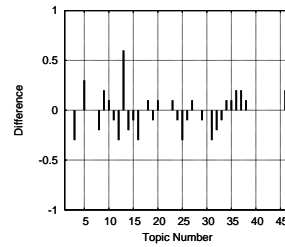
| Document Level Precision Averages, Mean Reciprocal Rank (MRR), and the Number (#) and Percentage (%) of Topics for which No Relevant Document (Level2) were Retrieved | | | | |
|---|-----------|--------|----|--------|
| | Precision | MRR | # | % |
| At 5 docs | 0.2340 | 0.2908 | 27 | 0.5745 |
| At 10 docs | 0.2064 | 0.2879 | 20 | 0.4255 |
| At 15 docs | 0.2000 | 0.2747 | 18 | 0.3830 |
| At 20 docs | 0.1872 | 0.2725 | 14 | 0.2979 |



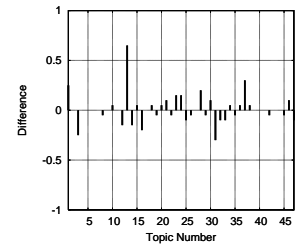
Difference from Median in Precision at Top-ranked 10 Documents per Topic (over 13 'automatic' and 'TITLE only' runs)*



Difference from Median in Precision at Top-ranked 20 Documents per Topic (over 13 'automatic' and 'TITLE only' runs)*

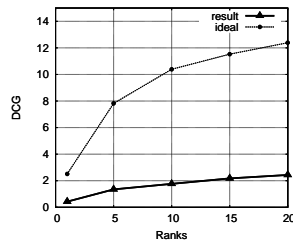


Difference from Median in Precision at Top-ranked 10 Documents per Topic (over 13 'automatic' and 'TITLE only' runs)**



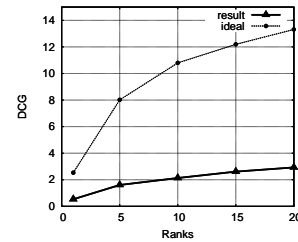
Difference from Median in Precision at Top-ranked 20 Documents per Topic (over 13 'automatic' and 'TITLE only' runs)**

| Discounted (\log_2) Cummulative Gain Averages ($G_S = 3, G_A = 2, G_B = 0$) | |
|---|--------|
| | DCG |
| At 1 doc | 0.4255 |
| At 5 doc | 1.3459 |
| At 10 docs | 1.7645 |
| At 15 docs | 2.1748 |
| At 20 docs | 2.4350 |



Discounted Cummulative Gain Curve ($G_S = 3, G_A = 2, G_B = 0$)

| Discounted (\log_2) Cummulative Gain Averages ($G_S = 3, G_A = 2, G_B = 1$) | |
|---|--------|
| | DCG |
| At 1 doc | 0.5319 |
| At 5 doc | 1.6066 |
| At 10 docs | 2.1331 |
| At 15 docs | 2.6123 |
| At 20 docs | 2.9286 |



Discounted Cummulative Gain Curve ($G_S = 3, G_A = 2, G_B = 1$)

* Topic Numbers: (1, 2, 3, 4, 5, 6, 7, 8, 9,10,11,12,13,14,15,16,17,18,19,20,21,22,23,24,25,26,27,28,29,30,31,32,33,34,35,36,37,38,39,40,41,42,43,44,45,46)
 Topic IDs: (8,10,11,12,13,14,15,16,17,18,19,20,22,23,24,27,28,29,30,31,32,33,34,35,36,37,38,39,40,41,42,43,44,46,47,48,49,52,53,56,58,59,60,61,62,63)
 ** Topic Numbers: (1, 2, 3, 4, 5, 6, 7, 8, 9,10,11,12,13,14,15,16,17,18,19,20,21,22,23,24,25,26,27,28,29,30,31,32,33,34,35,36,37,38,39,40,41,42,43,44,45,46,47)
 Topic IDs: (8,10,11,12,13,14,15,16,17,18,19,20,22,23,24,27,28,29,30,31,32,33,34,35,36,37,38,39,40,41,42,43,44,46,47,48,49,52,53,56,57,58,59,60,61,62,63)