

ORGREF-SB-2

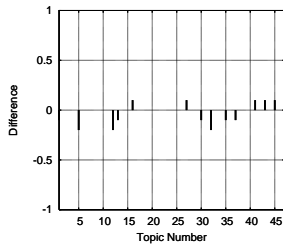
(1) Evaluation Result without Considering Links

Summary Statistics	
Run ID	ORGREF-SB-2
Subtask	II-B
Relevant Level	Level1 (H or A)
Query Method	automatic
Topic Part	TITLE only
Contents/Links Used	contents only
Number of Topics	45

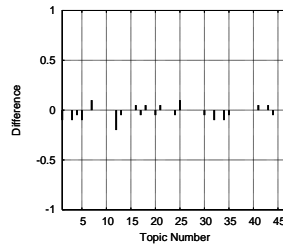
Summary Statistics	
Run ID	ORGREF-SB-2
Subtask	II-B
Relevant Level	Level2 (H, A or B)
Query Method	automatic
Topic Part	TITLE only
Contents/Links Used	contents only
Number of Topics	46

Document Level Precision Averages, Mean Reciprocal Rank (MRR), and the Number (#) and Percentage (%) of Topics for which No Relevant Document (Level1) were Retrieved				
	Precision	MRR	#	%
At 5 docs	0.1200	0.0906	37	0.8043
At 10 docs	0.0889	0.0767	34	0.7391
At 15 docs	0.0756	0.0911	31	0.6739
At 20 docs	0.0689	0.1128	28	0.6087

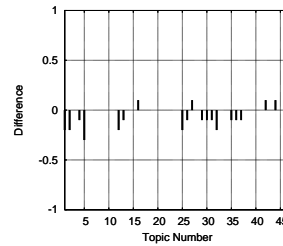
Document Level Precision Averages, Mean Reciprocal Rank (MRR), and the Number (#) and Percentage (%) of Topics for which No Relevant Document (Level2) were Retrieved				
	Precision	MRR	#	%
At 5 docs	0.1783	0.1011	35	0.7609
At 10 docs	0.1348	0.1416	29	0.6304
At 15 docs	0.1174	0.1269	29	0.6304
At 20 docs	0.1065	0.1616	23	0.5000



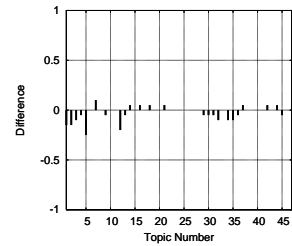
Difference from Median in Precision at Top-ranked 10 Documents per Topic (over 13 'automatic' and 'TITLE only' runs)*



Difference from Median in Precision at Top-ranked 20 Documents per Topic (over 13 'automatic' and 'TITLE only' runs)*

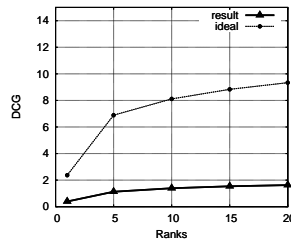


Difference from Median in Precision at Top-ranked 10 Documents per Topic (over 13 'automatic' and 'TITLE only' runs)**



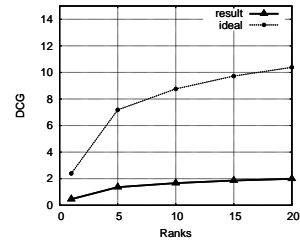
Difference from Median in Precision at Top-ranked 20 Documents per Topic (over 13 'automatic' and 'TITLE only' runs)**

Discounted (\log_2) Cummulative Gain Averages ($G_S = 3, G_A = 2, G_B = 0$)	
	DCG
At 1 doc	0.3913
At 5 docs	1.1258
At 10 docs	1.3898
At 15 docs	1.5364
At 20 docs	1.6256



Discounted Cummulative Gain Curve ($G_S = 3, G_A = 2, G_B = 0$)

Discounted (\log_2) Cummulative Gain Averages ($G_S = 3, G_A = 2, G_B = 1$)	
	DCG
At 1 doc	0.4565
At 5 docs	1.3636
At 10 docs	1.6678
At 15 docs	1.8622
At 20 docs	1.9881



Discounted Cummulative Gain Curve ($G_S = 3, G_A = 2, G_B = 1$)

* Topic Numbers: (1, 2, 3, 4, 5, 6, 7, 8, 9, 10, 11, 12, 13, 14, 15, 16, 17, 18, 19, 20, 21, 22, 23, 24, 25, 26, 27, 28, 29, 30, 31, 32, 33, 34, 35, 36, 37, 38, 39, 40, 41, 42, 43, 44, 45)

Topic IDs: (8, 10, 11, 12, 13, 14, 15, 16, 17, 18, 19, 20, 22, 23, 24, 27, 28, 29, 30, 31, 32, 33, 34, 35, 36, 37, 38, 39, 40, 41, 42, 43, 44, 46, 47, 48, 49, 52, 53, 58, 59, 60, 61, 62, 63)

** Topic Numbers: (1, 2, 3, 4, 5, 6, 7, 8, 9, 10, 11, 12, 13, 14, 15, 16, 17, 18, 19, 20, 21, 22, 23, 24, 25, 26, 27, 28, 29, 30, 31, 32, 33, 34, 35, 36, 37, 38, 39, 40, 41, 42, 43, 44, 45, 46)

Topic IDs: (8, 10, 11, 12, 13, 14, 15, 16, 17, 18, 19, 20, 22, 23, 24, 27, 28, 29, 30, 31, 32, 33, 34, 35, 36, 37, 38, 39, 40, 41, 42, 43, 44, 46, 47, 48, 49, 52, 53, 57, 58, 59, 60, 61, 62, 63)

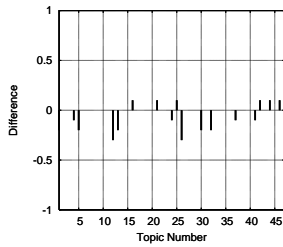
(2) Evaluation Result with Considering Links

Summary Statistics	
Run ID	ORGFREF-SB-2
Subtask	II-B
Relevant Level	Level1 (H or A)
Query Method	automatic
Topic Part	TITLE only
Contents/Links Used	contents only
Number of Topics	46

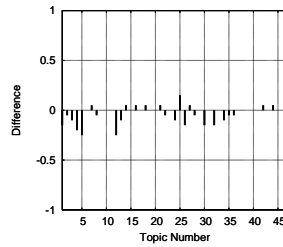
Summary Statistics	
Run ID	ORGFREF-SB-2
Subtask	II-B
Relevant Level	Level2 (H, A or B)
Query Method	automatic
Topic Part	TITLE only
Contents/Links Used	contents only
Number of Topics	47

Document Level Precision Averages, Mean Reciprocal Rank (MRR), and the Number (#) and Percentage (%) of Topics for which No Relevant Document (Level1) were Retrieved				
	Precision	MRR	#	%
At 5 docs	0.1522	0.1064	36	0.7660
At 10 docs	0.1152	0.1176	33	0.7021
At 15 docs	0.0986	0.1001	30	0.6383
At 20 docs	0.0913	0.1167	26	0.5532

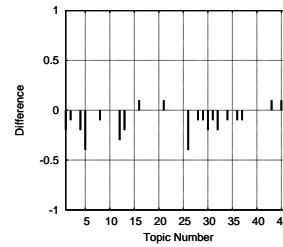
Document Level Precision Averages, Mean Reciprocal Rank (MRR), and the Number (#) and Percentage (%) of Topics for which No Relevant Document (Level2) were Retrieved				
	Precision	MRR	#	%
At 5 docs	0.2085	0.1167	34	0.7234
At 10 docs	0.1638	0.1651	27	0.5745
At 15 docs	0.1447	0.1345	26	0.5532
At 20 docs	0.1362	0.1639	21	0.4468



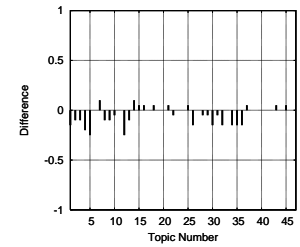
Difference from Median in Precision at Top-ranked 10 Documents per Topic (over 13 'automatic' and 'TITLE only' runs)*



Difference from Median in Precision at Top-ranked 20 Documents per Topic (over 13 'automatic' and 'TITLE only' runs)*

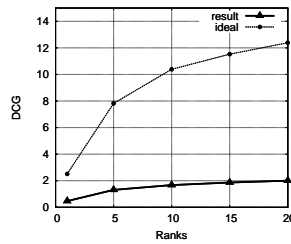


Difference from Median in Precision at Top-ranked 10 Documents per Topic (over 13 'automatic' and 'TITLE only' runs)**



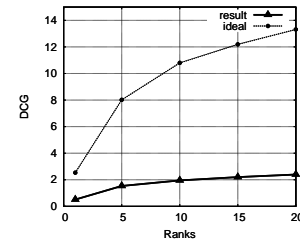
Difference from Median in Precision at Top-ranked 20 Documents per Topic (over 13 'automatic' and 'TITLE only' runs)**

Discounted (\log_2) Cummulative Gain Averages ($G_S = 3, G_A = 2, G_B = 0$)	
	DCG
At 1 doc	0.4681
At 5 doc	1.3094
At 10 docs	1.6736
At 15 docs	1.8654
At 20 docs	2.0041



Discounted Cummulative Gain Curve ($G_S = 3, G_A = 2, G_B = 0$)

Discounted (\log_2) Cummulative Gain Averages ($G_S = 3, G_A = 2, G_B = 1$)	
	DCG
At 1 doc	0.5106
At 5 doc	1.5342
At 10 docs	1.9518
At 15 docs	2.2012
At 20 docs	2.3959



Discounted Cummulative Gain Curve ($G_S = 3, G_A = 2, G_B = 1$)

* Topic Numbers: (1, 2, 3, 4, 5, 6, 7, 8, 9,10,11,12,13,14,15,16,17,18,19,20,21,22,23,24,25,26,27,28,29,30,31,32,33,34,35,36,37,38,39,40,41,42,43,44,45,46)
 Topic IDs: (8,10,11,12,13,14,15,16,17,18,19,20,22,23,24,27,28,29,30,31,32,33,34,35,36,37,38,39,40,41,42,43,44,46,47,48,49,52,53,56,58,59,60,61,62,63)
 ** Topic Numbers: (1, 2, 3, 4, 5, 6, 7, 8, 9,10,11,12,13,14,15,16,17,18,19,20,21,22,23,24,25,26,27,28,29,30,31,32,33,34,35,36,37,38,39,40,41,42,43,44,45,46,47)
 Topic IDs: (8,10,11,12,13,14,15,16,17,18,19,20,22,23,24,27,28,29,30,31,32,33,34,35,36,37,38,39,40,41,42,43,44,46,47,48,49,52,53,56,57,58,59,60,61,62,63)