

ORGREF-SB-4

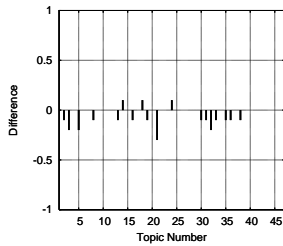
(1) Evaluation Result without Considering Links

Summary Statistics	
Run ID	ORGREF-SB-4
Subtask	II-B
Relevant Level	Level1 (H or A)
Query Method	automatic
Topic Part	TITLE only
Contents/Links Used	contents only
Number of Topics	45

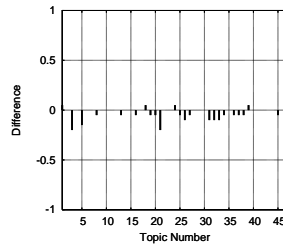
Summary Statistics	
Run ID	ORGREF-SB-4
Subtask	II-B
Relevant Level	Level2 (H, A or B)
Query Method	automatic
Topic Part	TITLE only
Contents/Links Used	contents only
Number of Topics	46

Document Level Precision Averages, Mean Reciprocal Rank (MRR), and the Number (#) and Percentage (%) of Topics for which No Relevant Document (Level1) were Retrieved				
	Precision	MRR	#	%
At 5 docs	0.0889	0.1178	38	0.8261
At 10 docs	0.0644	0.0779	35	0.7609
At 15 docs	0.0637	0.0785	32	0.6957
At 20 docs	0.0533	0.1042	31	0.6739

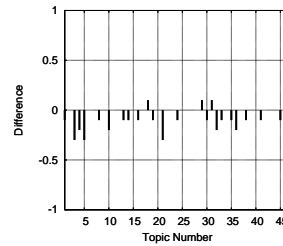
Document Level Precision Averages, Mean Reciprocal Rank (MRR), and the Number (#) and Percentage (%) of Topics for which No Relevant Document (Level2) were Retrieved				
	Precision	MRR	#	%
At 5 docs	0.1435	0.1431	37	0.8043
At 10 docs	0.1130	0.1182	31	0.6739
At 15 docs	0.1029	0.0942	27	0.5870
At 20 docs	0.0891	0.1373	25	0.5435



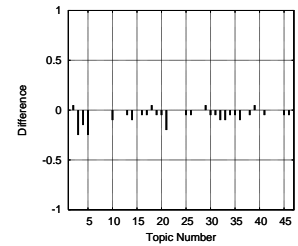
Difference from Median in Precision at Top-ranked 10 Documents per Topic (over 13 'automatic' and 'TITLE only' runs)*



Difference from Median in Precision at Top-ranked 20 Documents per Topic (over 13 'automatic' and 'TITLE only' runs)*

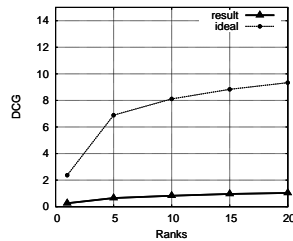


Difference from Median in Precision at Top-ranked 10 Documents per Topic (over 13 'automatic' and 'TITLE only' runs)**



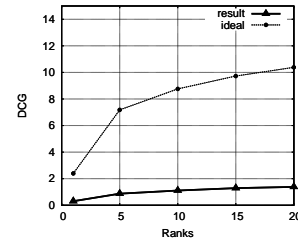
Difference from Median in Precision at Top-ranked 20 Documents per Topic (over 13 'automatic' and 'TITLE only' runs)**

Discounted (\log_2) Cumulative Gain Averages ($G_S = 3, G_A = 2, G_B = 0$)	
	DCG
At 1 doc	0.2609
At 5 docs	0.6503
At 10 docs	0.8258
At 15 docs	0.9598
At 20 docs	1.0347



Discounted Cumulative Gain Curve ($G_S = 3, G_A = 2, G_B = 0$)

Discounted (\log_2) Cumulative Gain Averages ($G_S = 3, G_A = 2, G_B = 1$)	
	DCG
At 1 doc	0.3043
At 5 docs	0.8718
At 10 docs	1.1095
At 15 docs	1.2897
At 20 docs	1.3805



Discounted Cumulative Gain Curve ($G_S = 3, G_A = 2, G_B = 1$)

* Topic Numbers: (1, 2, 3, 4, 5, 6, 7, 8, 9, 10, 11, 12, 13, 14, 15, 16, 17, 18, 19, 20, 21, 22, 23, 24, 25, 26, 27, 28, 29, 30, 31, 32, 33, 34, 35, 36, 37, 38, 39, 40, 41, 42, 43, 44, 45)
 Topic IDs: (8, 10, 11, 12, 13, 14, 15, 16, 17, 18, 19, 20, 22, 23, 24, 27, 28, 29, 30, 31, 32, 33, 34, 35, 36, 37, 38, 39, 40, 41, 42, 43, 44, 46, 47, 48, 49, 52, 53, 58, 59, 60, 61, 62, 63)

** Topic Numbers: (1, 2, 3, 4, 5, 6, 7, 8, 9, 10, 11, 12, 13, 14, 15, 16, 17, 18, 19, 20, 21, 22, 23, 24, 25, 26, 27, 28, 29, 30, 31, 32, 33, 34, 35, 36, 37, 38, 39, 40, 41, 42, 43, 44, 45, 46)
 Topic IDs: (8, 10, 11, 12, 13, 14, 15, 16, 17, 18, 19, 20, 22, 23, 24, 27, 28, 29, 30, 31, 32, 33, 34, 35, 36, 37, 38, 39, 40, 41, 42, 43, 44, 46, 47, 48, 49, 52, 53, 57, 58, 59, 60, 61, 62, 63)

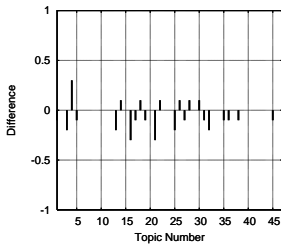
(2) Evaluation Result with Considering Links

Summary Statistics	
Run ID	ORGREF-SB-4
Subtask	II-B
Relevant Level	Level1 (H or A)
Query Method	automatic
Topic Part	TITLE only
Contents/Links Used	contents only
Number of Topics	46

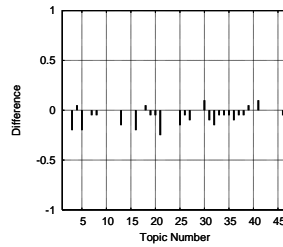
Summary Statistics	
Run ID	ORGREF-SB-4
Subtask	II-B
Relevant Level	Level2 (H, A or B)
Query Method	automatic
Topic Part	TITLE only
Contents/Links Used	contents only
Number of Topics	47

Document Level Precision Averages, Mean Reciprocal Rank (MRR), and the Number (#) and Percentage (%) of Topics for which No Relevant Document (Level1) were Retrieved				
	Precision	MRR	#	%
At 5 docs	0.1478	0.1649	35	0.7447
At 10 docs	0.1130	0.1456	30	0.6383
At 15 docs	0.1000	0.1839	26	0.5532
At 20 docs	0.0837	0.2206	24	0.5106

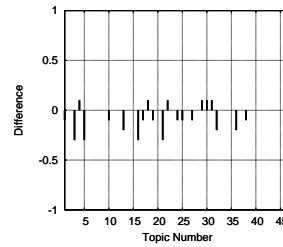
Document Level Precision Averages, Mean Reciprocal Rank (MRR), and the Number (#) and Percentage (%) of Topics for which No Relevant Document (Level2) were Retrieved				
	Precision	MRR	#	%
At 5 docs	0.2085	0.1897	34	0.7234
At 10 docs	0.1681	0.1966	28	0.5957
At 15 docs	0.1489	0.2194	23	0.4894
At 20 docs	0.1277	0.2717	18	0.3830



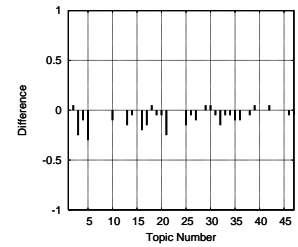
Difference from Median in Precision at Top-ranked 10 Documents per Topic (over 13 'automatic' and 'TITLE only' runs)*



Difference from Median in Precision at Top-ranked 20 Documents per Topic (over 13 'automatic' and 'TITLE only' runs)*

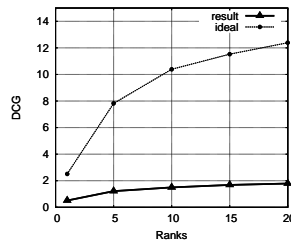


Difference from Median in Precision at Top-ranked 10 Documents per Topic (over 13 'automatic' and 'TITLE only' runs)**



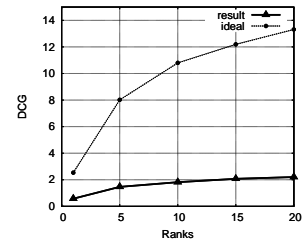
Difference from Median in Precision at Top-ranked 20 Documents per Topic (over 13 'automatic' and 'TITLE only' runs)**

Discounted (\log_2) Cummulative Gain Averages ($G_S = 3, G_A = 2, G_B = 0$)	
	DCG
At 1 doc	0.5106
At 5 doc	1.2152
At 10 docs	1.4979
At 15 docs	1.6832
At 20 docs	1.7875



Discounted Cummulative Gain Curve ($G_S = 3, G_A = 2, G_B = 0$)

Discounted (\log_2) Cummulative Gain Averages ($G_S = 3, G_A = 2, G_B = 1$)	
	DCG
At 1 doc	0.5745
At 5 doc	1.4666
At 10 docs	1.8182
At 15 docs	2.0726
At 20 docs	2.2027



Discounted Cummulative Gain Curve ($G_S = 3, G_A = 2, G_B = 1$)

* Topic Numbers: (1, 2, 3, 4, 5, 6, 7, 8, 9,10,11,12,13,14,15,16,17,18,19,20,21,22,23,24,25,26,27,28,29,30,31,32,33,34,35,36,37,38,39,40,41,42,43,44,45,46)
 Topic IDs: (8,10,11,12,13,14,15,16,17,18,19,20,22,23,24,27,28,29,30,31,32,33,34,35,36,37,38,39,40,41,42,43,44,46,47,48,49,52,53,56,58,59,60,61,62,63)
 ** Topic Numbers: (1, 2, 3, 4, 5, 6, 7, 8, 9,10,11,12,13,14,15,16,17,18,19,20,21,22,23,24,25,26,27,28,29,30,31,32,33,34,35,36,37,38,39,40,41,42,43,44,45,46,47)
 Topic IDs: (8,10,11,12,13,14,15,16,17,18,19,20,22,23,24,27,28,29,30,31,32,33,34,35,36,37,38,39,40,41,42,43,44,46,47,48,49,52,53,56,57,58,59,60,61,62,63)