

SLWWW at the NTCIR-13 WWW Task

Peng XIAO , Yimeng FAN, Lingtao Li, Tetsuya Sakai
Waseda University

Outlines

1. Objective
2. Data
3. Query expansion based on word embedding
4. Official result and analysis
5. Conclusion

Objective

- Chinese Subtask of the We Want Web task
- Our goal : improve the search effectiveness

Outlines

1. Objective
2. Data
3. Query expansion based on word embedding
4. Official result and analysis
5. Conclusion

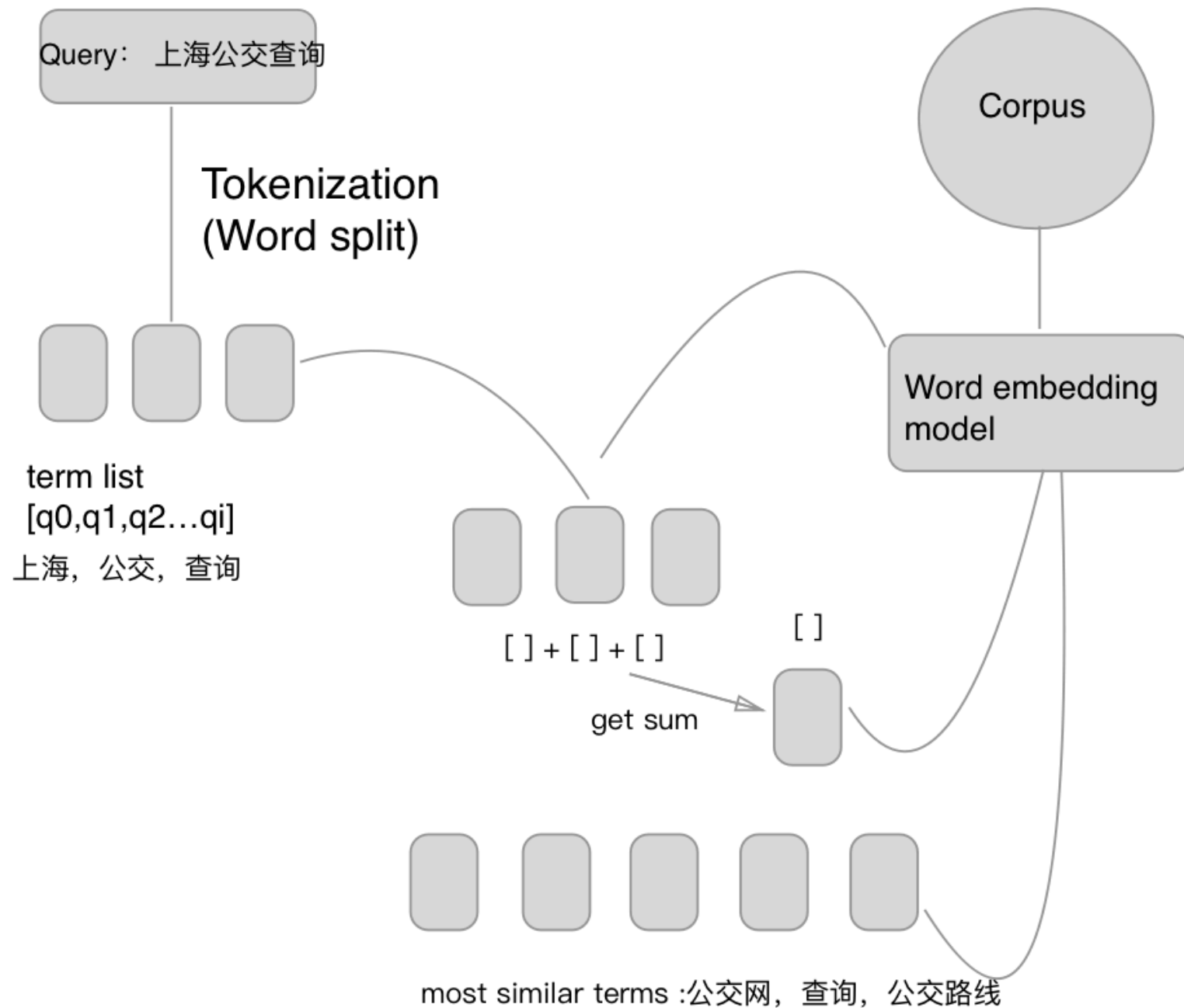
Data

- Around 81,000 documents
- 100 topics
- Train: 92 topics with around 45,000 user logs; Test: 100 topics with around 88,000 user logs (never used)
- 200d word2vec model (full corpus of SogouT 16)

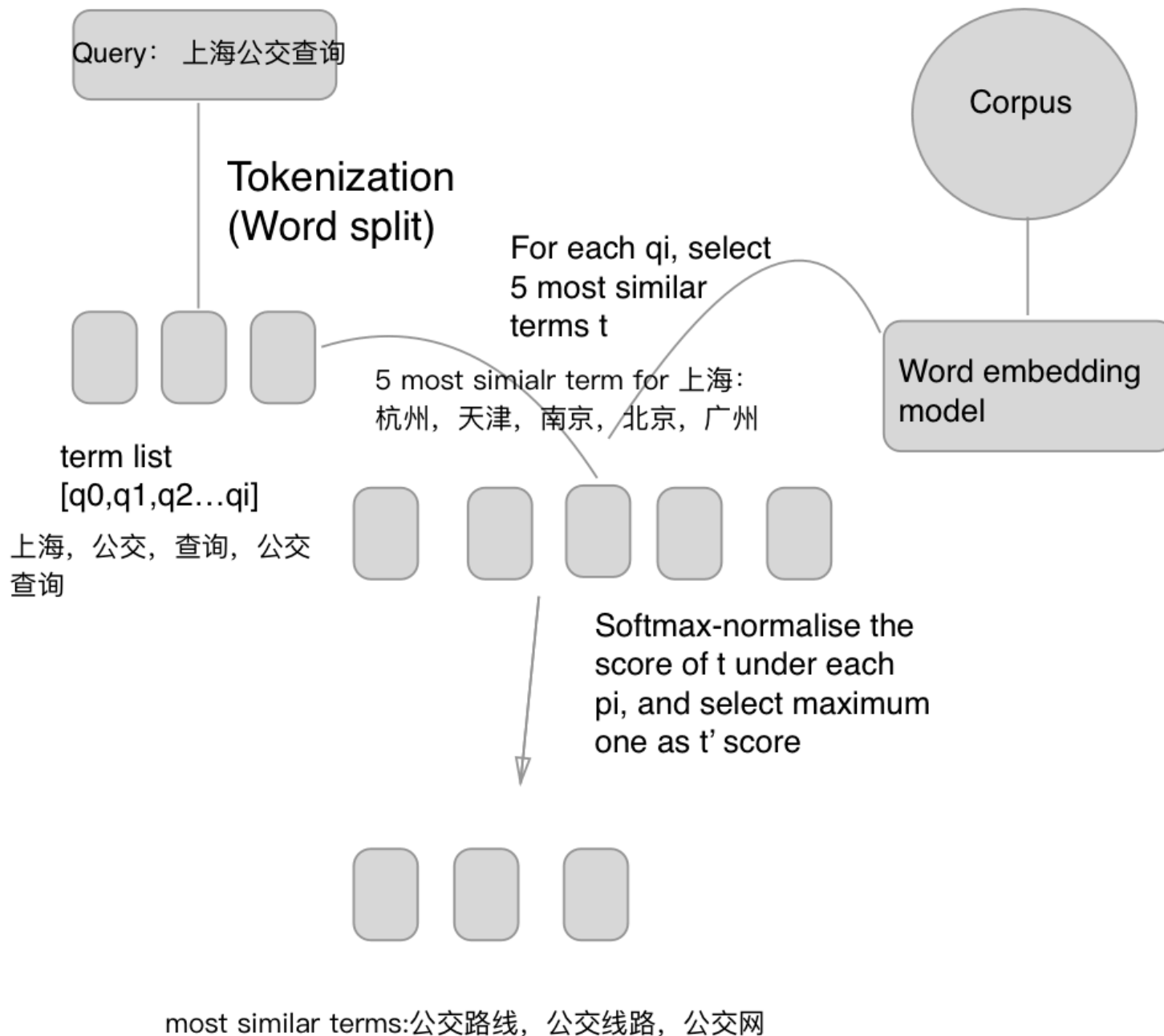
Outlines

1. Objective
2. Data
3. Query expansion based on word embedding
4. Official result and analysis
5. Conclusion

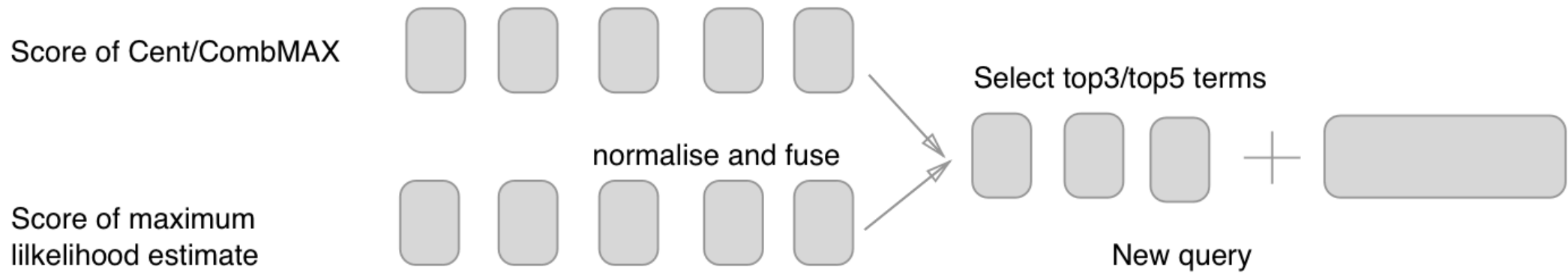
Centroid



CombMAX



Query expansion



Outlines

1. Objective
2. Data
3. Query expansion based on word embedding
- 4. Official result and analysis**
5. Conclusion

Official result

Run name	Term scoring method	#Expansion terms
SLWWW-C-NU-Base-1	Centroid	3
SLWWW-C-NU-Base-2	CombMAX	3
SLWWW-C-NU-Base-3	CombMAX	5
SLWWW-C-NU-Base-4	Centroid	5

run	Mean MSnDCG@10	Mean Q@10	Mean nERR@10
SLWWW-C-NU-Base-1	0.3206	0.3094	0.4753
SLWWW-C-NU-Base-2	0.3225	0.3099	0.4723
SLWWW-C-NU-Base-3	0.2909	0.2838	0.4327
SLWWW-C-NU-Base-4	0.2991	0.2949	0.4406
baseline	0.3235	0.2522	0.5341 *3,*4

Condensed-list measures

r	relevance level
1	$L9$
2	$L0$
3	unjudged
4	$L0$
5	unjudged
6	unjudged
7	unjudged
8	$L0$
9	unjudged
10	$L0$

r	relevance level
1	$L9$
2	$L0$
3	$L0$
4	$L0$
5	$L0$
6	↑ $L0$
7	↑ $L0$
8	↑ $L0$
9	↑ $L3$
10	↑ $L0$

Office result after removing topic 33

run	Mean MSnDCG@10	Mean Q@10	Mean nERR@10
SLWW-C-NU-Base-1	0.3177	0.3058	0.4715
SLWW-C-NU-Base-2	0.3196	0.3064	0.4686
SLWW-C-NU-Base-3	0.2878	0.2799	0.4285
SLWW-C-NU-Base-4	0.2961	0.2912	0.4365
baseline	0.3208	0.2486	0.5311 *3,*4

underestimated

Condensed-list measure scores after removing Topic 0033

run	Mean MSnDCG@10	Mean Q@10	Mean nERR@10
SLWW-C-NU-Base-1	0.3177	0.3058	0.4715
SLWW-C-NU-Base-2	0.3196	0.3064	0.4686
SLWW-C-NU-Base-3	0.2878	0.2799	0.4285
SLWW-C-NU-Base-4	0.2961	0.2912	0.4365
baseline	0.5259 *1*2*3,*4	0.5068 *1*2*3,*4	0.6999 *1*2*3,*4

overestimated

Outlines

1. Objective
2. Data
3. Query expansion based on word embedding
4. Official result and analysis
- 5. Conclusion**

Conclusions

- Applied query expansion based on **centroid** and **combMax** methods.
- For the regular evaluation, **Base-3 and Base-4 statistically significantly underforms** the baseline in terms of Mean nERR@10 (underestimated)
- Based on condensed-list measures, **all four submitted runs statistically significantly underform** the baseline.(overestimated)
- The **true** effectiveness scores for the baseline run should lie somewhere between **the regular evaluation** and the **condensed-list measures evaluation**

Reference

- [1] S. Kuzi, A. Shtok, and O. Kurland. Query expansion using word embeddings. In Proceedings of ACM SIGIR 2016, pages 1929–1932, 2017.
- [2] C. Luo, T. Sakai, Y. Liu, Z. Dou, C. Xiong, and J. Xu. Overview of the NTCIR-13 we want web task. In Proceedings of NTCIR-13, 2017.
- [3] T. Mikolov, K. Chen, G. Corrado, and J. Dean. Efficient estimation of word representations in vector space. <https://arxiv.org/abs/1301.3781>, 2013.
- [4] T. Sakai. Alternatives to bpref. In Proceedings of ACM SIGIR 2007, pages 71–78, 2007.
- [5] T. Sakai. Metrics, statistics, tests. In PROMISE Winter School 2013: Bridging between Information Retrieval and Databases (LNCS 8173), pages 116–163, 2014.

Thank you for

- Organizers of NTCIR13